



# VALVES HANDBOOK

# VALVES HANDBOOK

Valves Handbook is a new tool that resumes all FIP valve range.

All types and versions available in a glance as well as their specific accessories and main technical details such Nominal Working Pressure and Kv factors.

This handbook is intended as practical quick reference. It does not substitute FIP catalogues which are the official reference for the products data.

# INDEX

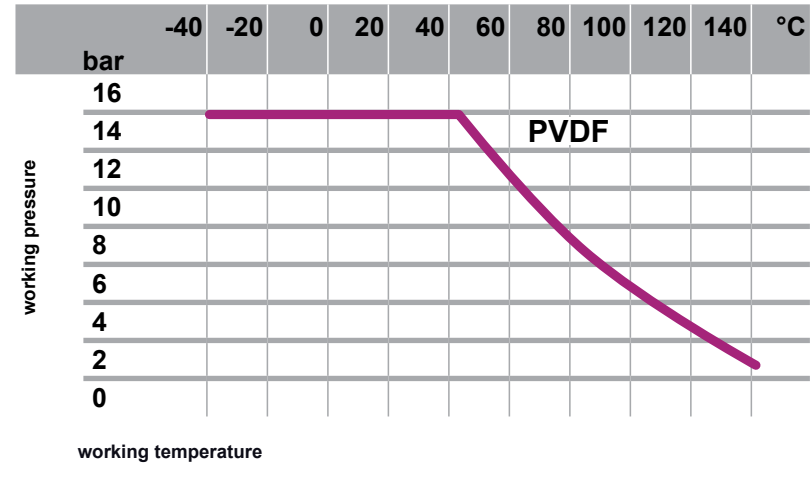
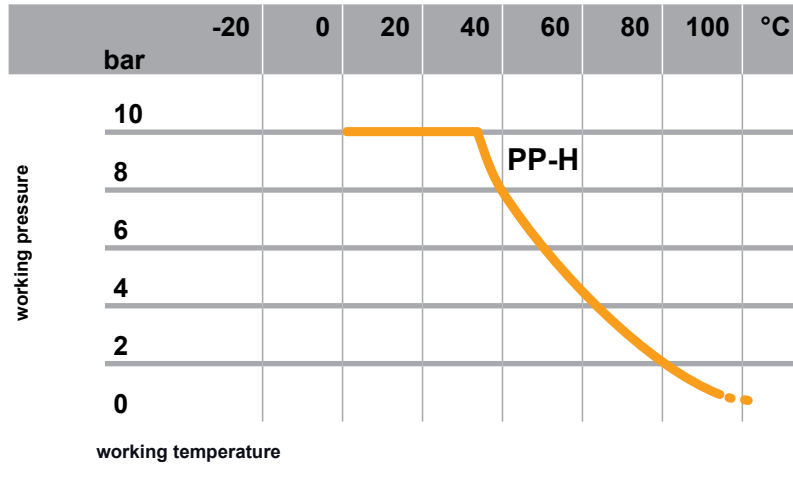
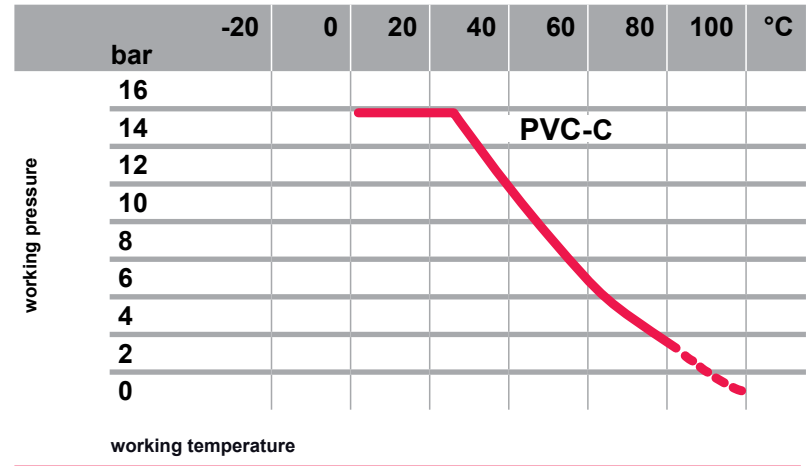
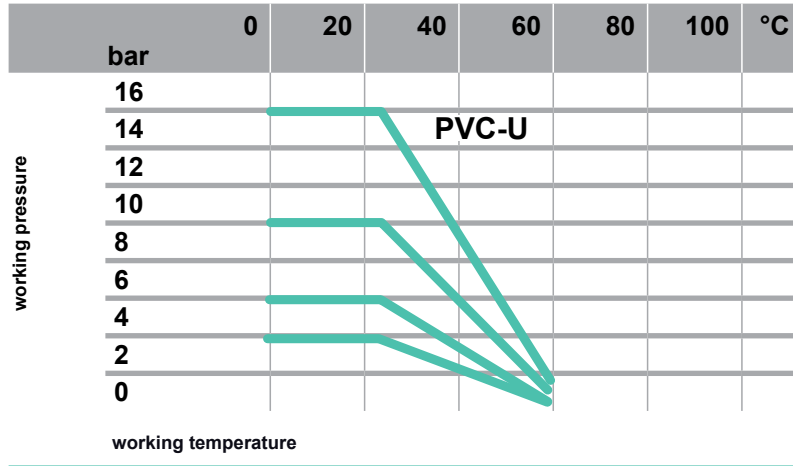
Legenda		4
Graphs Pressure / Temperature		5
VKD DN 10÷50	DUAL BLOCK® 2-Way Ball Valve	6
VKD DN 65÷100	DUAL BLOCK® 2-Way Ball Valve	7
VKR DN 10÷50	DUAL BLOCK® Regulating Ball Valve	8
TKD DN 10÷50	DUAL BLOCK® 3-Way Ball Valve	9
VXE DN 10÷50	Easyfit 2-Way Ball Valve - Multipurpose	10
VXE DN 65÷100	Easyfit 2-Way Ball Valve - Multipurpose	11
VEE DN 10÷50	Easyfit 2-Way Ball Valve - Water	12
VEE DN 65÷100	Easyfit 2-Way Ball Valve - Water	13
SXE DN 10÷50	Easyfit True Union Ball Check Valve	14
SXE DN 65÷100	Easyfit True Union Ball Check Valve	15
SSE DN 10÷50	Easyfit True Union Spring Check Valve	16
SSE DN 65÷100	Easyfit True Union Spring Check Valve	17
SR DN 10÷50	Ball Check Valve	18
FE DN 40÷200	Butterfly Valve - Water	19
FK DN 40÷400	Butterfly Valve - Multipurpose	20
DK DN 15÷65	DIALOCK® 2-way Diaphragm Valve	21
VM DN 80÷100	Diaphragm Valve	22
CM DN 12÷15	Compact Diaphragm Valve	23
VM/RM DN 8÷15	Mini-Valve and Diaphragm Cock Valve	24
RV DN 10÷100	Sediment Strainer	25
VV DN 10÷50	Angle Seat Valve	26
VR DN 10÷100	Angle Seat Check Valve	27
VA DN 15÷50	Air Release Valve	28
VZ DN 10÷50	Foot Valve	29
CR DN 40÷300	Wafer Check Valve	30
SV DN 15÷25	Angle Seat Pressure Relief Valve	31

VKD/CE DN 10÷50	Electrically Actuated DUAL BLOCK 2-Way Ball Valve	32
VKD/CP DN 10÷50	Pneumatically Actuated DUAL BLOCK 2-Way Ball Valve	33
VKR/CE DN 10÷50	Electrically Actuated DUAL BLOCK Regulating Ball Valve	34
TKD/CE DN 10÷50	Electrically Actuated DUAL BLOCK 3-Way Ball Valve	35
TKD/CP DN 10÷50	Pneumatically Actuated DUAL BLOCK 3-Way Ball Valve	36
VXE/CE DN 65÷100	Electrically Actuated Easyfit 2-Way Ball Valve	37
VXE/CP DN 65÷100	Pneumatically Actuated Easyfit 2-Way Ball Valve	38
FE/CE DN 40÷200	Electrically Actuated Butterfly Valve - Water	39
FE/CP DN 40÷200	Pneumatically Actuated Butterfly Valve - Water	40
FK/CE DN 40÷400	Electrically Actuated Butterfly Valve - Multipurpose	41
FK/CP DN 40÷400	Pneumatically Actuated Butterfly Valve - Multipurpose	42
DK/CP DN 15÷20	Pneumatically Actuated 2-way Diaphragm Valve	43
DKM/CP DN 25÷65	Pneumatically Actuated 2-way Diaphragm valve Normally Closed and Normally Open- Double Acting	44
VM/CP DN 80÷100	Pneumatically Actuated 2-way Diaphragm valve Normally Closed and Normally Open-Double Acting	45
DKP/CP DN 25÷65	Pneumatically actuated 2-way diaphragm valve Normally Closed and Normally Open-Double Acting	46
DKD/CP DN 15÷65	Direct Action Pneumatically Actuated 2-way Diaphragm Valve	47
CM/CP DN 12÷15	Compact Pneumatically Actuated Diaphragm Valve	48
S12/S22 DN 12÷15	2-Way Solenoid Valves	49
Reference Standards (Dimensions)		50

# LEGENDA

<b>d</b>	Nominal outside diameter of the pipe in mm
<b>DN</b>	Nominal internal diameter in mm
<b>PN</b>	Nominal pressure (max working pressure at 20°C - water)
<b>PVC-U</b>	Unplasticized polyvinylchloride
<b>PP-H</b>	Homopolymer polypropylene MRS-10
<b>PVC-C</b>	Chlorinated polyvinylchloride
<b>PVDF</b>	Polyvinylidene fluoride MRS-25
<b>ABS</b>	Acrylonitrile Butadiene Styrene
<b>PE</b>	Polyethylene
<b>EPDM</b>	Ethylene propylene rubber
<b>FPM</b>	Vinylidene fluoride rubber
<b>PTFE</b>	Polytetrafluoroethylene
<b>NBR</b>	Butadiene-acrylonitrile rubber
<b>CR</b>	Chloroprene rubber
<b>Kv100 [l/min]</b>	Number of litres per minute of water, at a temperature of 20°C, that will flow through a valve with 1bar differential pressure, at a stated opening rate. The Kv100 values shown in the tables are calculated with the valve fully open.

Pressure / Temperature rating for water and harmless fluids to which the material is resistant.  
 In the other cases a reduction of the rated PN is required.



# VKD DUAL BLOCK®

## DN 10÷50



### 2-Way Ball Valve

#### Body materials

PVC-U  
PVC-C  
PP-H  
PVDF

#### Ball seats material

PTFE

#### Seals materials

EPDM  
FPM

#### Accessories

Dual Block® System (supplied as standard)  
Handle Block (SHKD)  
Actuation module (Power Quick)  
Mounting Plate (PMKD)  
Stem Extension (PSKD)  
Limit Switch box (MSKD)  
Easytorque Kit (KET01)

d [mm]		16	20	25	32	40	50	63	
DN [mm]		10	15	20	25	32	40	50	
SIZE [inch]		3/8"	1/2"	3/4"	1"	1" 1/4	1" 1/2	2"	Type
ISO-DIN metric series plain female ends	PVC-U	●	●	●	●	●	●	●	VKDIV
	PVC-C	●	●	●	●	●	●	●	VKDIC
	PP-H	●	●	●	●	●	●	●	VKDIM
	PVDF	●	●	●	●	●	●	●	VKDIF
ISO-DIN metric series plain male ends	PVC-U	●	●	●	●	●	●	●	VKDDV
	PVC-C	n.a.	●	●	●	●	●	●	VKDDC
	PP-H	n.a.	●	●	●	●	●	●	VKDDM
	PVDF	n.a.	●	●	●	●	●	●	VKDDF
BSP series threaded female ends	PVC-U	●	●	●	●	●	●	●	VKDFV
	PP-H	●	●	●	●	●	●	●	VKDFM
	PVC-C	o.r.	o.r.	o.r.	o.r.	o.r.	o.r.	o.r.	VKDFC
BS socket welding	PVC-U	●	●	●	●	●	●	●	VKDLV
ASTM series plain female ends	PVC-U	●	●	●	●	●	●	●	VKDAV
	PVC-C	●	●	●	●	●	●	●	VKDAC
NPT series threaded female ends	PVC-U	●	●	●	●	●	●	●	VKDNV
	PVC-C	●	●	●	●	●	●	●	VKDNC
JIS series plain female ends	PVC-U	n.a.	●	●	●	●	●	●	VKDJV
JIS series threaded female ends	PVC-U	n.a.	●	●	●	●	●	●	VKDGV
FLANGED ISO-DIN	PVC-U	n.a.	●	●	●	●	●	●	VKDOV
	PVC-C	n.a.	●	●	●	●	●	●	VKDOC
	PP-H	n.a.	●	●	●	●	●	●	VKDOM
	PVDF	n.a.	●	●	●	●	●	●	VKDOF
FLANGED ANSI	PVC-U	n.a.	●	●	●	●	●	●	VKDOAV
	PVC-C	n.a.	●	●	●	●	●	●	VKDOAC
	PP-H	n.a.	●	●	●	●	●	●	VKDOAM
PVDF	n.a.	●	●	●	●	●	●	VKDOAF	
FLANGED JIS	PVC-U	o.r.	o.r.	o.r.	o.r.	o.r.	o.r.	o.r.	VKDOJV
BW Long spigot male ends for butt welding with PE100 SDR 11	PVC-U	●	●	●	●	●	●	●	VKDBEV
	PP-H	●	●	●	●	●	●	●	VKDBEM
BW Long spigot male ends for butt welding	PP-H	●	●	●	●	●	●	●	VKDBM
	PVDF	●	●	●	●	●	●	●	VKDBF
PN [bar] 16 bar = 232 psi 10 bar = 150 psi	PVC-U	16	16	16	16	16	16	16	
	PVC-C	16	16	16	16	16	16	16	
	PP-H	10	10	10	10	10	10	10	
	PVDF	16	16	16	16	16	16	16	
Kv100 [l/min]		80	200	385	770	1100	1750	3400	

Notes: n.a.= not available, o.r.= on request (not in standard production)

# VKD DUAL BLOCK®

## DN 65÷100



### 2-Way Ball Valve

#### Body materials

PVC-U  
PVC-C  
PP-H  
PVDF

#### Ball seats material

PTFE

#### Seals materials

EPDM  
FPM

#### Accessories

Dual Block® System (supplied as standard)  
Handle Block (SHKD)  
Actuation module  
Mounting Plate (PMKD)  
Stem Extension (PSKD)  
Limit Switches Installation Kit (FKMS)  
Customisation set (LSE)  
End connections (Butt Weld.) in PE (CVDE), in PP-H (CVDM)  
or in PVDF (CVDF)

d [mm]		75	90	110	
DN [mm]		65	80	100	
SIZE [inch]		2" 1/2	3"	4"	Type
ISO-DIN metric series plain female ends	PVC-U	●	●	●	VKDIV
	PVC-C	●	●	●	VKDIC
	PP-H	●	●	●	VKDIM
	PVDF	●	●	●	VKDIF
ISO-DIN metric series plain male ends	PVC-U	●	●	●	VKDDV
	PVC-C	●	●	●	VKDDC
	PP-H	●	●	●	VKDDM
	P VDF	●	●	●	VKDDF
BSP series threaded female ends	PVC-U	●	●	●	VKDFV
	PVC-C	n.a.	n.a.	n.a.	VKDFC
BS socket welding	PP-H	n.a.	n.a.	n.a.	VKDFM
	PVC-U	●	●	●	VKDLV
ASTM series plain female ends	PVC-U	●	●	●	VKDAV
	PVC-C	●	●	●	VKDAC
NPT series threaded female ends	PVC-U	●	●	●	VKDNV
	PVC-C	●	●	●	VKDNC
JIS series plain female ends	PVC-U	●	●	●	VKDJV
JIS series threaded female ends	PVC-U	●	●	●	VKDV
					VKDOV
FLANGED ISO-DIN	PVC-U	●	●	●	VKDOV
	PVC-C	●	●	●	VKDOC
	PP-H	●	●	●	VKDOM
	PVDF	●	●	●	VKDOF
FLANGED ANSI	PVC-U	●	●	●	VKDOAV
	PVC-C	●	●	●	VKDOAC
	PP-H	●	●	●	VKDOAM
	PVDF	●	●	●	VKDOAF
FLANGED JIS	PVC-U	o.r.	o.r.	o.r.	VKDOJV
BW Long spigot male ends for butt welding with PE100 SDR 11	PVC-U	●	●	●	VKDBEV
	PP-H	●	●	●	VKDBEM
BW Long spigot male ends for butt welding	PP-H	●	●	●	VKDBM
	PVDF	●	●	●	VKDBF
PN [bar] 16 bar = 232 psi 10 bar = 150 psi	PVC-U	16	16	16	
	PVC-C	16	16	16	
	PP-H	10	10	10	
	PVDF	16	16	16	
Kv100 [l/min]		5250	7100	9500	

Notes: n.a.= not available, o.r.= on request (not in standard production)

# VKR DUAL BLOCK®

## DN 10÷50



### Regulating Ball Valve

#### Body materials

PVC-U  
PP-H  
PVDF

#### Ball seats material

PTFE

#### Seals materials

EPDM  
FPM

#### Accessories

Dual Block® System (supplied as standard)  
Mounting Plate (PMKD)

d [mm]		16	20	25	32	40	50	63	
DN [mm]		10	15	20	25	32	40	50	
SIZE [inch]		3/8"	1/2"	3/4"	1"	1" 1/4	1" 1/2	2"	Type
ISO-DIN metric series plain female ends	PVC-U	●	●	●	●	●	●	●	VKRIV
	PP-H	●	●	●	●	●	●	●	VKRIM
	PVDF	●	●	●	●	●	●	●	VKRIF
ISO-DIN metric series plain male ends	PVC-U	●	●	●	●	●	●	●	VKRDV
	PP-H	●	●	●	●	●	●	●	VKRDM
	PVDF	●	●	●	●	●	●	●	VKRDF
BSP series threaded female ends	PVC-U	●	●	●	●	●	●	●	VKRFB
	PP-H	●	●	●	●	●	●	●	VKRFB
BS socket welding	PVC-U	●	●	●	●	●	●	●	VKRFL
ASTM series plain female ends	PVC-U	●	●	●	●	●	●	●	VKRAV
NPT series threaded female ends	PVC-U	●	●	●	●	●	●	●	VKRNV
JIS series plain female ends	PVC-U	n.a.	●	●	●	●	●	●	VKRJV
JIS series threaded female ends	PVC-U	n.a.	●	●	●	●	●	●	VKRGV
FLANGED ISO-DIN	PVC-U	n.a.	●	●	●	●	●	●	VKROV
	PP-H	n.a.	●	●	●	●	●	●	VKROM
	PVDF	n.a.	●	●	●	●	●	●	VKROF
FLANGED ANSI	PVC-U	n.a.	●	●	●	●	●	●	VKROAV
	PP-H	n.a.	●	●	●	●	●	●	VKROAM
	PVDF	n.a.	●	●	●	●	●	●	VKROAF
FLANGED JIS	PVC-U	o.r.	o.r.	o.r.	o.r.	o.r.	o.r.	o.r.	VKROJV
BW Long spigot male ends for butt welding with PE100 SDR 11	PVC-U	●	●	●	●	●	●	●	VKRBEV
	PP-H	●	●	●	●	●	●	●	VKRBEH
BW Long spigot male ends for butt welding	PP-H	●	●	●	●	●	●	●	VKRBM
	PVDF	●	●	●	●	●	●	●	VKRBF
PN [bar]	PVC-U	16	16	16	16	16	16	16	
16 bar = 232 psi	PP-H	10	10	10	10	10	10	10	
10 bar = 150 psi	PVDF	16	16	16	16	16	16	16	
Kv100 [l/min]		83	88	135	256	478	592	1068	

Notes: n.a.= not available, o.r.= on request (not in standard production)



# TKD DUAL BLOCK®

## DN 10÷50



### 3-Way Ball Valve

#### Body materials

PVC-U  
PVC-C  
PP-H

#### Ball seats material

PTFE

#### Seals materials

EPDM  
FPM

#### Functions

T - bore  
L - bore

#### Accessories

Dual Block® System (supplied as standard)  
Handle Block (SHKD)  
Actuation module (Power Quick)  
Mounting Plate (PMKD)  
Stem Extension (PSKD)  
Limit Switches box (MSKD)  
End connections (Butt Weld.) in PE (CVDE)  
End connections (Butt Weld.) in PP-H (CVDM)  
Handle stop 90° or 180° (LTKD090 or LTKD180)

d [mm]		16	20	25	32	40	50	63	
DN [mm]		10	15	20	25	32	40	50	
SIZE [inch]		3/8"	1/2"	3/4"	1"	1" 1/4	1" 1/2	2"	Type
ISO-DIN metric series plain female ends	PVC-U	●	●	●	●	●	●	●	TKDIV
	PVC-C	●	●	●	●	●	●	●	TKDIC
	PP-H	●	●	●	●	●	●	●	TKDIM
ISO-DIN metric series plain male ends	PVC-U	●	●	●	●	●	●	●	TKDDV
	PVC-C	n.a.	●	●	●	●	●	●	TKDDC
	PP-H	n.a.	●	●	●	●	●	●	TKDDM
BSP series threaded female ends	PVC-U	●	●	●	●	●	●	●	TKDFV
	PP-H	●	●	●	●	●	●	●	TKDFM
BS socket welding	PVC-U	●	●	●	●	●	●	●	TKDLV
ASTM series plain female ends	PVC-U	●	●	●	●	●	●	●	TKDAV
	PVC-C	●	●	●	●	●	●	●	TKDAC
NPT series threaded female ends	PVC-U	●	●	●	●	●	●	●	TKDNV
	PVC-C	●	●	●	●	●	●	●	TKDNC
JIS series plain female ends	PVC-U	n.a.	●	●	●	●	●	●	TKDJV
	JIS series threaded female ends	PVC-U	n.a.	●	●	●	●	●	TKDGV
FLANGED ISO-DIN	PVC-U	n.a.	o.r.	o.r.	o.r.	o.r.	o.r.	o.r.	TKDOV
	PVC-C	n.a.	o.r.	o.r.	o.r.	o.r.	o.r.	o.r.	TKDOC
	PP-H	n.a.	o.r.	o.r.	o.r.	o.r.	o.r.	o.r.	TKDOM
FLANGED ANSI	PVC-U	n.a.	o.r.	o.r.	o.r.	o.r.	o.r.	o.r.	TKDOAV
	PVC-C	n.a.	o.r.	o.r.	o.r.	o.r.	o.r.	o.r.	TKDOAC
	PP-H	n.a.	o.r.	o.r.	o.r.	o.r.	o.r.	o.r.	TKDOAM
FLANGED JIS	PVC-U	n.a.	o.r.	o.r.	o.r.	o.r.	o.r.	o.r.	TKDOJV
PN [bar]	PVC-U	16	16	16	16	16	16	16	
	PVC-C	16	16	16	16	16	16	16	
	PP-H	10	10	10	10	10	10	10	

Notes: n.a.= not available, o.r.= on request (not in standard production)

# VXE Easyfit DN 10÷50



## 2-Way Ball Valve

### Body materials

PVC-U  
PVC-C

### Ball seats material

PTFE

### Seals materials

EPDM  
FPM

### Accessories

Transparent protection plug with tag holder (LCE)  
Easytorque Kit (KET01)  
End connections (Butt Weld.) in PE (CVDE)

d [mm]		16	20	25	32	40	50	63	
DN [mm]		10	15	20	25	32	40	50	
SIZE [inch]		3/8"	1/2"	3/4"	1"	1" 1/4	1" 1/2	2"	Type
ISO-DIN metric series plain female ends	PVC-U	●	●	●	●	●	●	●	VXEIV
	PVC-C	●	●	●	●	●	●	●	VXEIC
BSP series threaded female ends	PVC-U	●	●	●	●	●	●	●	VXEFV
BS socket welding	PVC-U	n.a.	●	●	●	●	●	●	VXELV
ASTM series plain female ends	PVC-U	n.a.	●	●	●	●	●	●	VXEAV
	PVC-C	n.a.	●	●	●	●	●	●	VXEAC
NPT series threaded female ends	PVC-U	n.a.	●	●	●	●	●	●	VXENV
	PVC-C	n.a.	●	●	●	●	●	●	VXENC
JIS series plain female ends	PVC-U	n.a.	●	●	●	●	●	●	VXEJV
JIS series threaded female ends	PVC-U	n.a.	●	●	●	●	●	●	VXEGV
BW Long spigot male ends for butt welding with PE100 SDR 11	PVC-U	n.a.	●	●	●	●	●	●	VXEBEV
PN [bar] 16 bar = 232 psi	PVC-U	16	16	16	16	16	16	16	
	PVC-C	16	16	16	16	16	16	16	
Kv100 [l/min]		80	200	385	770	1100	1750	3400	

Notes: n.a.= not available

## Multifunctional handle and Easytorque Kit



Easytorque kit is the innovative tool designed by FIP for optimal tightening and adjustment of all threaded components of the Easyfit valves (carriers and nuts) applying a defined and repeatable torque.

The use of the Easytorque wrench is recommended to minimize mechanical stresses on thermoplastic threads, preventing fluid leakage, optimizing ball valve operation and minimizing the wear out of the elastomeric seals.

The use of the Easyfit torque wrench as well as the multifunctional handle also avoids non specific tools causing union nut accidental damaging..



Nuts tightening



Ball Seat Carrier adjustment

## Easyfit Labelling System

Easyfit Labelling System helps you to customize valves with company brands, serial or identifying numbers or service information such as the function of the valve inside the plant, the conveyed fluid, but also specific information for after selling customer service, such as the customer's name, or date and place of the installation.



More details on [www.fipnet.com/fip-labelling-system/](http://www.fipnet.com/fip-labelling-system/)

# VXE Easyfit

## DN 65÷100



### 2-Way Ball Valve

#### Body materials

PVC-U  
PVC-C

#### Ball seats material

PTFE

#### Seals materials

EPDM  
FPM

#### Accessories

Easyfit Actuation module (Power Quick Easyfit)  
Stem extension (PSE)  
Transparent protection plug with tag holder (LCE)  
Customisation set (LSE)  
Easyfit Limit Switch Box (MSE)  
End connections (Butt Weld.) in PE (CVDE)

d [mm]		75	90	110	
DN [mm]		65	80	100	
SIZE [inch]		2" 1/2	3"	4"	Type
ISO-DIN metric series plain female ends	PVC-U	●	●	●	VXEIV
	PVC-C	●	●	●	VXEIC
BSP series threaded female ends	PVC-U	●	●	●	VXEFV
BS socket welding	PVC-U	●	●	●	VXELV
ASTM series plain female ends	PVC-U	●	●	●	VXEAV
	PVC-C	●	●	●	VXEAC
NPT series threaded female ends	PVC-U	●	●	●	VXENV
	PVC-C	●	●	●	VXENC
JIS series plain female ends	PVC-U	●	●	●	VXEJV
JIS series threaded female ends	PVC-U	●	●	●	VXGEV
BW Long spigot male ends for butt welding with PE100 SDR 11	PVC-U	●	●	●	VXEBEV
PN [bar]	PVC-U	16	16	16	
16 bar = 232 psi	PVC-C	16	16	16	
Kv100 [l/min]		5000	7000	9400	

### Easyfit Quick-release Multifunctional Handle



Thanks to the innovative Easyfit System, the handle can be easily released from the hub to carry out the union nuts rotation during valve installation and the ball seat carrier adjustment. The handle can be turned into a wrench key for tightening or loosening the union nuts simply removing, flipping and engaging the insert housed inside it in the appropriate seat. The tool so composed is extremely rugged and light at the same time offering an excellent ergonomic grip. The insert design engages perfectly on the external profile of the union nuts with a secure grip allowing to exercise a high torque without damaging the nuts in any way. The handle can also be used as a tool for disassembly, assembly or adjustment of the support of the ball seat carrier. For this function, once removed the handle from the hub enter the two upper protrusions into the appropriate slots of the seat carrier to screw or unscrew it.



Nuts tightening



Ball Seat Carrier adjustment

### Easyfit Labelling System

Easyfit Labelling System helps you to customize valves with company brands, serial or identifying numbers or service information such as the function of the valve inside the plant, the conveyed fluid, but also specific information for after selling customer service, such as the customer's name, or date and place of the installation.



More details on [www.fipnet.com/fip-labelling-system/](http://www.fipnet.com/fip-labelling-system/)

# VEE Easyfit DN 10÷50



## 2-Way Ball Valve

### Body material

PVC-U

### Ball seats material

PE

### Seals material

EPDM

### Accessories

Customisation set (LSE)

Transparent protection plug with tag holder (LCE)

Easytorque Kit (KET01)

End connections (Butt Weld.) in PE (CVDE)

Hose adaptor (CVPV)

Threaded male ends (CVRV)

d [mm]		16	20	25	32	40	50	63	
DN [mm]		10	15	20	25	32	40	50	
SIZE [inch]		3/8"	1/2"	3/4"	1"	1" 1/4	1" 1/2	2"	Type
ISO-DIN metric series plain female ends	PVC-U	●	●	●	●	●	●	●	VEEV
BSP series threaded female ends	PVC-U	●	●	●	●	●	●	●	VEEFV
BS socket welding	PVC-U	n.a.	●	●	●	●	●	●	VEELV
ASTM series plain female ends	PVC-U	n.a.	●	●	●	●	●	●	VEEAV
NPT series threaded female ends	PVC-U	n.a.	●	●	●	●	●	●	VEENV
JIS series plain female ends	PVC-U	n.a.	●	●	●	●	●	●	VEEJV
JIS series threaded female ends	PVC-U	n.a.	●	●	●	●	●	●	VEEGV
BW Long spigot male ends for butt welding with PE100 SDR 11	PVC-U	n.a.	●	●	●	●	●	●	VEEBEV
PN [bar] 16 bar = 232 psi	PVC-U	16	16	16	16	16	16	16	
Kv100 [l/min]		80	200	385	770	1100	1750	3400	

Notes: n.a.= not available

## Multifunctional handle and Easytorque Kit



Easytorque kit is the innovative tool designed by FIP for optimal tightening and adjustment of all threaded components of the Easyfit valves (carriers and nuts) applying a defined and repeatable torque.

The use of the Easytorque wrench is recommended to minimize mechanical stresses on thermoplastic threads, preventing fluid leakage, optimizing ball valve operation and minimizing the wear out of the elastomeric seals.

The use of the Easyfit torque wrench as well as the multifunctional handle also avoids non specific tools causing union nut accidental damaging.



Nuts tightening



Ball Seat Carrier adjustment

## Easyfit Labelling System

Easyfit Labelling System helps you to customize valves with company brands, serial or identifying numbers or service information such as the function of the valve inside the plant, the conveyed fluid, but also specific information for after selling customer service, such as the customer's name, or date and place of the installation.



More details on [www.fipnet.com/fip-labelling-system/](http://www.fipnet.com/fip-labelling-system/)

# VEE Easyfit DN 65÷100



d [mm]		75	90	110	
DN [mm]		65	80	100	
SIZE [inch]		2" 1/2	3"	4"	Type
ISO-DIN metric series plain female ends	PVC-U	●	●	●	VEEIV
BSP series threaded female ends	PVC-U	●	●	●	VEEFV
BS socket welding	PVC-U	●	●	●	VEELV
ASTM series plain female ends	PVC-U	●	●	●	VEEAV
NPT series threaded female ends	PVC-U	●	●	●	VEENV
JIS series plain female ends	PVC-U	●	●	●	VEEJV
JIS series threaded female ends	PVC-U	●	●	●	VEEGV
BW Long spigot male ends for butt welding with PE100 SDR 11	PVC-U	●	●	●	VXEBEV
PN [bar] 16 bar = 232 psi	PVC-U	16	16	16	
Kv100 [l/min]		5000	7000	9400	

## 2-Way Ball Valve

### Body material

PVC-U

### Ball seats material

PE

### Seals material

EPDM

### Accessories

Stem extension (PSE)

Customisation set (LSE)

Transparent protection plug with tag holder (LCE)

Easyfit Power Quick (PQE)

Anti-tampering lock kit (SHE)

Easyfit Limit Switch Box (MSE)

End connections (Butt Weld.) in PE (CVDE)

## Easyfit Quick-release Multifunctional Handle



The innovative Easyfit handle is composed by a central hub fixedly coupled to the valve stem and by a double spoke grip that can be released from the hub with a simple operation.

The handle can also be used as a tool for disassembly, assembly or adjustment of the support of the ball seat carrier. For this function, once removed the handle from the hub, enter the two upper protrusions into the appropriate slots of the seat carrier to screw or unscrew it.



Ball Seat Carrier adjustment

## Easyfit Labelling System

Easyfit Labelling System helps you to customize valves with company brands, serial or identifying numbers or service information such as the function of the valve inside the plant, the conveyed fluid, but also specific information for after selling customer service, such as the customer's name, or date and place of the installation.



More details on  
[www.fipnet.com/fip-labelling-system/](http://www.fipnet.com/fip-labelling-system/)

# SXE Easyfit DN 10÷50



## True Union Ball Check Valve

### Body materials

PVC-U  
PVC-C

### Seals materials

EPDM  
FPM

### Accessories

Customisation Set (LSE)  
Easyfit Multifunctional handle (HAVXE)  
Easytorque Kit (KET01)  
End connections (Butt Weld.) in PE (CVDE)

d [mm]		16	20	25	32	40	50	63	
DN [mm]		10	15	20	25	32	40	50	
SIZE [inch]		3/8"	1/2"	3/4"	1"	1" 1/4	1" 1/2	2"	Type
ISO-DIN metric series plain female ends	PVC-U	●	●	●	●	●	●	●	SXEIV
	PVC-C	●	●	●	●	●	●	●	SXEIC
BSP series threaded female ends	PVC-U	●	●	●	●	●	●	●	SXEFV
BS socket welding	PVC-U	n.a.	●	●	●	●	●	●	SXELV
ASTM series plain female ends	PVC-U	n.a.	●	●	●	●	●	●	SXEAV
	PVC-C	n.a.	●	●	●	●	●	●	SXEAC
NPT series threaded female ends	PVC-U	n.a.	●	●	●	●	●	●	SXENV
	PVC-C	n.a.	●	●	●	●	●	●	SXENC
JIS series plain female ends	PVC-U	n.a.	●	●	●	●	●	●	SXEJV
JIS series threaded female ends	PVC-U	n.a.	●	●	●	●	●	●	SXEGV
BW Long spigot male ends for butt welding with PE100 SDR 11	PVC-U	n.a.	●	●	●	●	●	●	SXEBEV
PN [bar]	PVC-U	16	16	16	16	16	16	16	
16 bar = 232 psi	PVC-C	16	16	16	16	16	16	16	
Kv100 [l/min]		172	152	258	433	643	928	1343	

Notes: n.a.= not available

## Multifunctional handle and Easytorque Kit



Easytorque kit is the innovative tool designed by FIP for optimal tightening and adjustment of all threaded components of the Easyfit valves (carriers and nuts) applying a defined and repeatable torque.

The use of the Easytorque wrench is recommended to minimize mechanical stresses on thermoplastic threads, preventing fluid leakage, optimizing ball valve operation and minimizing the wear out of the elastomeric seals. The use of the Easyfit torque wrench as well as the multifunctional handle also avoids non specific tools causing union nut accidental damaging.



Nuts tightening



Ball Seat Carrier adjustment

## Easyfit Labelling System

Easyfit Labelling System helps you to customize valves with company brands, serial or identifying numbers or service information such as the function of the valve inside the plant, the conveyed fluid, but also specific information for after selling customer service, such as the customer's name, or date and place of the installation.



More details on  
[www.fipnet.com/fip-labelling-system/](http://www.fipnet.com/fip-labelling-system/)

# SXE Easyfit DN 65÷100



## True Union Ball Check Valve

### Body materials

PVC-U  
PVC-C

### Seals materials

EPDM  
FPM

### Accessories

Customisation Set (LSE)  
Easyfit Multifunctional handle (HSVXE)  
End connections (Butt Weld.) in PE (CVDE)

d [mm]		75	90	110	
DN [mm]		65	80	100	
SIZE [inch]		2" 1/2	3"	4"	Type
ISO-DIN metric series plain female ends	PVC-U	●	●	●	SXEIV
	PVC-C	●	●	●	SXEIC
BSP series threaded female ends	PVC-U	●	●	●	SXEFV
	PVC-C	●	●	●	SXEFC
BS socket welding	PVC-U	●	●	●	SXELV
ASTM series plain female ends	PVC-U	●	●	●	SXEAV
	PVC-C	●	●	●	SXEAC
NPT series threaded female ends	PVC-U	●	●	●	SXENV
	PVC-C	●	●	●	SXENC
JIS series plain female ends	PVC-U	●	●	●	SXEJV
JIS series threaded female ends	PVC-U	●	●	●	SXEGV
BW Long spigot male ends for butt welding with PE100 SDR 11	PVC-U	●	●	●	SXEBEV
PN [bar] 16 bar = 232 psi 10 bar = 150 psi	PVC-U	16	16	16	
	PVC-C	16	16	16	
Kv 100 [l/min]		2586	3444	5093	
Minimum back pressure [bar] for drop tight service (valve in horizontal position)	PVC-U	0,2	0,2	0,2	
	PVC-C	0,2	0,2	0,2	

Notes: n.a.= not available

## Multifunctional handle



The Easyfit multifunctional handle DN 65÷100 is fully compatible with SXE valve and it can be used to tighten or untighten union nuts as well as to disassembly and re-install the main seal carrier of the valve. The handle can be turned into a wrench key for tightening or loosening the union nuts simply engaging the insert housed inside it in the appropriate seat.



Nuts tightening

The tool so composed is extremely rugged and light at the same time offering an excellent ergonomic grip. The insert design engages perfectly on the external profile of the union nuts with a secure grip allowing to exercise a high torque without damaging the nuts in any way. The handle can also be used as a tool for disassembly, assembly or adjustment of the support of the ball seat carrier. For this function, once removed the handle from the hub enter the two upper protrusions into the appropriate slots of the seat carrier to screw or unscrew it.



Ball Seat Carrier adjustment

## Easyfit Labelling System

Easyfit Labelling System helps you to customize valves with company brands, serial or identifying numbers or service information such as the function of the valve inside the plant, the conveyed fluid, but also specific information for after selling customer service, such as the customer's name, or date and place of the installation.



More details on [www.fipnet.com/fip-labelling-system/](http://www.fipnet.com/fip-labelling-system/)

# SSE Easyfit DN 10÷50



## True Union spring Check valve

### Body materials

PVC-U

### Seals materials

EPDM  
FPM

### Spring Material

Stainless Steel 316  
Hastelloy C276 (only for DN10-25)  
A316 PTFE encapsulated (only from DN 32 to DN 50 )

### Accessories

Customisation Set (LSE)  
Easyfit Multifunctional handle (HSVXE)  
End connections (Butt Weld.) in PE (CVDE)

d [mm]		16	20	25	32	40	50	63	
DN [mm]		10	15	20	25	32	40	50	
SIZE [inch]		3/8"	1/2"	3/4"	1"	1" 1/4"	1" 1/2"	2"	Type
ISO-DIN metric series plain female ends	PVC-U	●	●	●	●	●	●	●	SSEIV
BSP series threaded female ends	PVC-U	●	●	●	●	●	●	●	SSEFV
BS socket welding	PVC-U	n.a.	●	●	●	●	●	●	SSELV
ASTM series plain female ends	PVC-U	n.a.	●	●	●	●	●	●	SSEAV
NPT series threaded female ends	PVC-U	●	●	●	●	●	●	●	SSENV
JIS series plain female ends	PVC-U	n.a.	●	●	●	●	●	●	SSEJV
JIS series threaded female ends	PVC-U	n.a.	●	●	●	●	●	●	SSEGV
BW Long spigot male ends for butt welding with PE100 SDR 11	PVC-U	n.a.	●	●	●	●	●	●	SSEBEV
PN [bar] 16 bar = 232 psi 10 bar = 150 psi	PVC-U	16	16	16	16	16	16	16	
Kv100 [l/min]		172	152	258	433	643	928	1343	
Minimum back pressure [bar] for drop tight service (valve in horizontal position)	PVC-U	0,08	0,08	0,08	0,08	0,08	0,08	0,08	

Notes: n.a.= not available

## Multifunctional handle



Nuts tightening

The Easyfit multifunctional handle is fully compatible with SSE valves and it can be used to tighten or untighten union nuts.

The use of the multifunctional handle is recommended to minimize mechanical stresses on thermoplastic threads, preventing fluid leakage, optimizing ball valve operation and minimizing the wear out of the elastomeric seals. It also avoids non specific tools causing union nut accidental damaging.

## Easyfit Labelling System

Easyfit Labelling System helps you to customize valves with company brands, serial or identifying numbers or service information such as the function of the valve inside the plant, the conveyed fluid, but also specific information for after selling customer service, such as the customer's name, or date and place of the installation.

More details on  
[www.fipnet.com/fip-labelling-system/](http://www.fipnet.com/fip-labelling-system/)





# SSE Easyfit DN 65÷100



## True Union Spring Check Valve

### Body materials

PVC-U  
PVC-C

### Seals materials

EPDM  
FPM

### Spring Material

Stainless Steel 316  
A316 PTFE encapsulated

### Accessories

Customisation Set (LSE)  
Easyfit Multifunctional handle (HSVXE)  
End connections (Butt Weld.) in PE (CVDE)

d [mm]		16	20	63	
DN [mm]		10	15	50	
SIZE [inch]		3/8"	1/2"	2"	Type
ISO-DIN metric series plain female ends	PVC-U	•	•	•	SSEIV
BSP series threaded female ends	PVC-U	•	•	•	SSEFV
BS socket welding	PVC-U	•	•	•	SSELV
ASTM series plain female ends	PVC-U	•	•	•	SSEAV
NPT series threaded female ends	PVC-U	•	•	•	SSENV
JIS series plain female ends	PVC-U	•	•	•	SSEJV
JIS series threaded female ends	PVC-U	•	•	•	SSEGV
BW Long spigot male ends for butt welding with PE100 SDR 11	PVC-U	V	•	•	SSEBEV
PN [bar] 16 bar = 232 psi 10 bar = 150 psi	PVC-U	16	16	16	
Kv100 [l/min]		2586	3444	5093	
Minimum back pressure [bar] for drop tight service (valve in horizontal position)	PVC-U	0,08	0,08	0,08	

Notes: n.a. = not available, o.r. = on request (not in standard production)

## Multifunctional handle



### Nuts tightening

The Easyfit multifunctional handle DN65÷100 is fully compatible with SXE valve and it can be used to tighten or untighten union nuts as well as to disassembly and re-install the main seal carrier of the valve. The handle can be turned into a wrench key for tightening or loosening the union nuts simply engaging the insert housed inside it in the appropriate seat.

The tool so composed is extremely rugged and light at the same time offering an excellent ergonomic grip. The insert design engages perfectly on the external profile of the union nuts with a secure grip allowing to exercise a high torque without damaging the nuts in any way. The handle can also be used as a tool for disassembly, assembly or adjustment of the support of the ball seat carrier. For this function, once removed the handle from the hub enter the two upper protrusions into the appropriate slots of the seat carrier to screw or unscrew it.

## Easyfit Labelling System

Easyfit Labelling System helps you to customize valves with company brands, serial or identifying numbers or service information such as the function of the valve inside the plant, the conveyed fluid, but also specific information for after selling customer service, such as the customer's name, or date and place of the installation.

More details on [www.fipnet.com/fip-labelling-system/](http://www.fipnet.com/fip-labelling-system/)



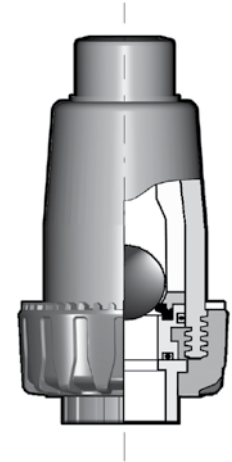
# SR

## DN 10÷50



d [mm]		20	25	32	40	50	63	
DN [mm]		15	20	25	32	40	50	
								Type
ISO-DIN metric series plain male and female ends	PP-H	●	●	●	●	●	●	SRIM
	PVDF	●	●	●	●	●	●	SRIF
PN [bar] 16 bar = 232 psi 10 bar = 150 psi	PP-H	10	10	10	10	10	10	
	PVDF	16	16	16	16	16	16	
Kv100 [l/min]		152	258	433	643	928	1343	
Minimum back pressure [bar] for drop tight service (valve in horizontal position)	PP-H	0,4	0,4	0,4	0,4	0,4	0,4	
	PVDF	0,2	0,2	0,2	0,2	0,2	0,2	

**Notes:** n.a.= not available, o.r.= on request (not in standard production)



### Ball Check Valve

#### Body materials

PP-H  
PVDF

#### Seals materials

EPDM  
FPM

# FE DN 40÷200



d [mm]		50	63	75	90	110	140	160	225	
DN [mm]		40	50	65	80	100	125	150	200	
SIZE [inch]		1" 1/2	2"	2" 1/2	3"	4"	5"	6"	8"	Type
Flangeable according: EN ISO 1452 EN ISO 15493 DIN 2501 ISO 7005-1 EN 1092-1 ASTM B16.5 Cl.150	PVC-U	•	•	•	•	•	•	•	•	FEOV/..
PN [bar] 16 bar = 232 psi 10 bar = 150 psi 6 bar = 87 psi 4 bar = 58 psi	PVC-U	16	16	10	10	10	10	10	10	
Kv100 [l/min]		1000	1285	1700	3550	5900	9850	18700	30500	

Notes: n.a.= not available, o.r.= on request (not in standard production)

## Butterfly Valve

### Body material

PVC-U

### Disc material

PVC-U

### Stem material

Zinc plated steel (C45) QUI VAI A CAPO  
Stainless Steel AISI 316 o. r.

### Seals materials

EPDM  
FPM  
NBR o.r.

### Accessories

Customisation Kit (LSE)


### Versions

With handle	FEOV/LM	DN 40 - DN 200
With gear box	FEOV/RM	DN 65 - DN 200

Trasparent PVC-U  
service plug

PVC-U Tag holder

Easyfit  
Multifunctional  
handle



# FK DN 40÷400



## Butterfly Valve

### Body material

PP-GR

### Disc materials

PVC-U

PVC-C

PP-H

PVDF

### Stem material

Stainless steel 316

### Seals materials

EPDM

FPM

NBR o.r.

### Accessories

Limit Switches Installation Kit (FKMS)

Customisation Kit (LSE)

d [mm]		50	63	75	90	110	140	160	225	280	315	355	400	
DN [mm]		40	50	65	80	100	125	150	200	250	300	350	400	
SIZE [inch]		1" 1/2	2"	2" 1/2	3"	4"	5"	6"	8"	10"	12"	14"	16"	Type
Flangeable according: EN ISO 1452 EN ISO 15493 DIN 2501 ISO 7005-1 EN 1092-1 ASTM B16.5 Cl.150	PVC-U	●	●	●	●	●	●	●	●	●	●	●	●	FKOV/..
	PVC-C	●	●	●	●	●	●	●	●	●	●	n.a	n.a	FKOC/..
	PP-H	●	●	●	●	●	●	●	●	●	●	●	●	FKOM/..
	PVDF	●	●	●	●	●	●	●	●	●	●	●	●	FKOF/..
LUG version DIN	PVC-U	n.a	n.a	●	●	●	●	●	●	n.a	n.a	n.a	n.a	FKOLV/...
	PVC-C	n.a	n.a	●	●	●	●	●	●	n.a	n.a	n.a	n.a	FKOLC/...
	PP-H	n.a	n.a	●	●	●	●	●	●	n.a	n.a	n.a	n.a	FKOLM/...
	PVDF	n.a	n.a	●	●	●	●	●	●	n.a	n.a	n.a	n.a	FKOLF/...
LUG version ANSI	PVC-U	n.a	n.a	●	●	●	●	●	●	●	●	n.a	n.a	FKOALV/...
	PVC-C	n.a	n.a	●	●	●	●	●	●	●	●	n.a	n.a	FKOALC/...
	PP-H	n.a	n.a	●	●	●	●	●	●	●	●	n.a	n.a	FKOALM/...
	PVDF	n.a	n.a	●	●	●	●	●	●	●	●	n.a	n.a	FKOALF/...
PN [bar] 16 bar = 232 psi 10 bar = 150 psi 8 bar = 116 psi 6 bar = 87 psi	PVC-U	16	16	10	10	10	10	10	10	10	8	7	6	
	PVC-C	16	16	10	10	10	10	10	10	10	8	n.a	n.a	
	PP-H	10	10	10	10	10	10	10	10	10	8	7	6	
	PVDF	16	16	10	10	10	10	10	10	10	8	7	6	
PN [bar] lug version	all mater.	-	-	10	10	10	10	10	10	6	6	n.a	n.a	
Kv100 [l/min]		1000	1285	1700	3550	5900	9850	18700	30500	53200	81600	94100	124900	

Notes: n.a.= not available, o.r.= on request (not in standard production)


### Versions

With handle	FKO.../LM	DN 40 - DN 200
Bare shaft with actuation flange	FKO.../FM	DN 40 - DN 400
With gear box	FKO.../RM	DN 65 - DN 400

Transparent PVC-U  
service plug

PVC-U Tag holder

Easyfit  
Multifunctional  
handle



# DK DIALOCK®

## DN 15÷65

Dialock®



### DIALOCK 2-way Diaphragm Valve

#### Body materials

PVC-U  
PVC-C  
PP-H  
PVDF

#### Diaphragm materials

EPDM  
FPM  
PTFE  
NBR o.r.

#### O-Ring materials

EPDM  
FPM

#### Accessories

Wall Mounting Plate (PMDK)  
End connections (Butt Weld.) in PE (Q/BBE-L), in PP-H (Q/BBM-C or Q/BBM-L) or in PVDF (Q/BBF-L)

d [mm]		20	25	32	40	50	63	75	
DN [mm]		15	20	25	32	40	50	65	
SIZE [inch]		1/2"	3/4"	1"	1" 1/4	1" 1/2	2"	2" 1/2	Type
ISO-DIN metric series plain male ends	PVC-U	●	●	●	●	●	●	●	DKDV
	PVC-C	●	●	●	●	●	●	●	DKDC
	PP-H	●	●	●	●	●	●	●	DKDM
	PVDF	●	●	●	●	●	●	●	DKDF
Stroke limiter version, ISO-DIN metric series plain male ends	PVC-U	●	●	●	●	●	●	●	DKLDV
	PVC-C	●	●	●	●	●	●	●	DKLDC
	PP-H	●	●	●	●	●	●	●	DKLDM
	PVDF	●	●	●	●	●	●	●	DKLDF
ISO-DIN metric series unionised plain female ends	PVC-U	●	●	●	●	●	●	n.a.	DKUIV
	PVC-C	●	●	●	●	●	●	n.a.	DKUIC
	PP-H	●	●	●	●	●	●	n.a.	DKUIM
	PVDF	●	●	●	●	●	●	n.a.	DKUIF
Stroke limiter version, ISO-DIN metric series unionised plain female ends	PVC-U	●	●	●	●	●	●	n.a.	DKUFV
	PVC-C	●	●	●	●	●	●	n.a.	DKUFC
	PP-H	●	●	●	●	●	●	n.a.	DKLUIM
	PVDF	●	●	●	●	●	●	n.a.	DKLUIF
BSP series unionised threaded female ends	PVC-U	●	●	●	●	●	●	n.a.	DKUFV
	PVC-C	●	●	●	●	●	●	n.a.	DKUFC
ASTM series unionised plain female ends	PVC-U	●	●	●	●	●	●	n.a.	DKUAV
PVC-C	●	●	●	●	●	●	●	n.a.	DKUAC
BS unionised socket welding	PVC-U	●	●	●	●	●	●	n.a.	DKULV
FLANGED ISO-DIN	PVC-U	●	●	●	●	●	●	●	DKOV
	PVC-C	●	●	●	●	●	●	●	DKOC
	PP-H	●	●	●	●	●	●	●	DKOM
	PVDF	●	●	●	●	●	●	●	DKOF
FLANGED ANSI	PVC-U	●	●	●	●	●	●	●	DKOAV
	PVC-C	●	●	●	●	●	●	●	DKOAC
	PP-H	●	●	●	●	●	●	●	DKOAM
	PVDF	●	●	●	●	●	●	●	DKOAF
PN [bar] 10 bar = 150 psi	PVC-U	10	10	10	10	10	10	10	
	PVC-C	10	10	10	10	10	10	10	
	PP-H	10	10	10	10	10	10	10	
	PVDF	10	10	10	10	10	10	10	
Kv 100 [l/min]		112	261	445	550	1087	1648	1600	

Notes: n.a.= not available, o.r.= on request (not in standard production)

# VM

## DN 80÷100



### Diaphragm Valve

#### Body materials

PVC-U  
PVC-C  
PP-H  
PVDF

#### Diaphragm materials

EPDM  
FPM  
PTFE  
NBR o.r.

#### O-Ring materials

EPDM  
FPM

d [mm]		90	110	
DN [mm]		80	100	
SIZE [inch]		3"	4"	Type
ISO-DIN metric series plain male ends	PVC-U	●	●	VMDV
	PVC-C	●	●	VMDC
	PP-H	●	●	VMDM
	PVDF	●	●	V MDF
Flanged ISO-DIN	PVC-U	●	●	VMOV
	PVC-C	●	●	VMOC
	PP-H	●	●	VMOM
	PVDF	●	●	VMOF
Flanged ANSI	PVC-U	●	●	VMOAV
	PVC-C	●	●	VMOAC
	PP-H	●	●	VMOAM
	PVDF	●	●	VMOAF
PN [bar] 10 bar = 150 psi 6 bar = 87 psi	PVC-U	* 10	* 10	
	PVC-C	* 10	* 10	
	PP-H	* 10	* 10	
	PVDF	* 10	* 10	
Kv 100 [l/min]		2000	2700	

**Notes:** n.a. = not available, o.r. = on request (not in standard production), \* 10 = PTFE PN 6

# CM

## DN 12÷15



### Compact Diaphragm Valve

#### Body materials

PVC-U  
PVC-C  
PP-H  
PVDF

#### Diaphragm materials

EPDM  
FPM  
PTFE

#### O-Ring materials

EPDM  
FPM

d [mm]		16	20	
DN [mm]		12	15	
SIZE [inch]		3/8"	1/2"	Type
ISO-DIN metric series unionised plain female ends	PVC-U	n.a.	●	CMUIV
	PVC-C	n.a.	●	CMUIC
	PP-H	n.a.	●	CMUIM
	PVDF	n.a.	●	CMUIF
ISO-DIN metric series plain female ends	PVC-U	●	●	CMIV
	PP-H	●	●	CMIM
	PVDF	●	●	CMIF
ISO-DIN metric series plain male ends	PVC-U	n.a.	●	CMDV
	PVC-C	n.a.	●	CMDC
	PP-H	n.a.	●	CMDM
	PVDF	n.a.	●	CMDF
BSP series unionised threaded female ends	PVC-U	n.a.	●	CMUFV
BSP series threaded female ends	PVC-U	●	●	CMFV
	PP-H	●	●	CMFM
	PVDF	●	●	CMFF
BS unionised socket welding	PVC-U	n.a.	o.r.	CMULV
ASTM series unionised plain female ends	PVC-U	n.a.	o.r.	CMUAV
	PVC-C	n.a.	o.r.	CMUAC
NPT series unionised threaded female ends	PVC-U	n.a.	o.r.	CMUNV
	PVC-C	n.a.	o.r.	CMUNC
PN [bar] 6 bar = 87 psi	PVC-U	6	6	
	PVC-C	6	6	
	PP-H	6	6	
	PVDF	6	6	
Kv100 [l/min]		47	60	

**Notes:** n.a.= not available, o.r.= on request (not in standard production)

# VM/RM DN 8÷15



## Mini Valve and Diaphragm Cock Valve

### Body material

PVC-U

### Diaphragm material

EPDM

d [mm]		12	
DN [mm]		8	
R [BSP inches]		1/4"	Type
ISO-DIN metric series plain female ends	PVC-U	•	VMIV
BSP series threaded female ends	PVC-U	•	VMFV
PN [bar]	PVC-U	10	

d [mm]		20	
DN [mm]		15	
R [BSP inches]		1/2"	Type
BSP series one male thread one hose adaptor	PVC-U	•	RMRPV
BSP series two male threads	PVC-U	•	RMRV
PN [bar]	PVC-U	4	

**Notes:** n.a.= not available, o.r.= on request (not in standard production)



# RV DN 10÷100



## Sediment Strainer

### Body materials

PVC-U  
PVC-U transparent  
PVC-C  
PP-H

### Seals materials

EPDM  
FPM

Screen material	PP	PVC	PVC	PVC	PVC	INOX
hole pitch [mm]	1,5	1,0	1,5	2,0	2,5	0,7
holes per cm <sup>2</sup>	100	190	100	60	35	240
equivalent ASTM mesh size	30	50	35	30	18	35
equivalent hole diameter µm	600	300	500	600	900	500

d [mm]		16	20	25	32	40	50	63	75	90	110	
DN [mm]		10	15	20	25	32	40	50	65	80	100	
Size [inches]		3/8"	1/2"	3/4"	1"	1" 1/4	1" 1/2	2"	2" 1/2	3"	4"	Type
ISO-DIN metric series unionised plain female ends	PVC-U	●	●	●	●	●	●	●	n.a.	n.a.	n.a.	RVUIV
	PVC-U tr.	●	●	●	●	●	●	●	n.a.	n.a.	n.a.	RVUIT
	PVC-C	●	●	●	●	●	●	●	n.a.	n.a.	n.a.	RVUIC
	PP-H	●	●	●	●	●	●	●	n.a.	n.a.	n.a.	RVUIM
ISO-DIN metric series plain female ends	PVC-U	n.a.	n.a.	n.a.	n.a.	n.a.	n.a.	n.a.	●	●	●	RVIV
	PVC-U tr.	n.a.	n.a.	n.a.	n.a.	n.a.	n.a.	n.a.	●	●	●	RVIT
	PP-H	n.a.	n.a.	n.a.	n.a.	n.a.	n.a.	n.a.	●	●	●	RVIM
ISO-DIN metric series plain male ends	PVC-U	●	●	●	●	●	●	●	n.a.	n.a.	n.a.	RVDV
	PVC-U tr.	●	●	●	●	●	●	●	n.a.	n.a.	n.a.	RVDT
BSP series unionised threaded female ends	PVC-U	●	●	●	●	●	●	●	n.a.	n.a.	n.a.	RVUFV
	PVC-U tr.	●	●	●	●	●	●	●	n.a.	n.a.	n.a.	RVUFT
BSP series threaded female ends	PVC-U	n.a.	n.a.	n.a.	n.a.	n.a.	n.a.	n.a.	●	●	●	RVFV
	PVC-U tr.	n.a.	n.a.	n.a.	n.a.	n.a.	n.a.	n.a.	●	●	●	RVFT
BS unionised socket welding	PVC-U	o.r.	o.r.	o.r.	o.r.	o.r.	o.r.	o.r.	n.a.	n.a.	n.a.	RVULV
ASTM series unionised plain female ends	PVC-U tr.	●	●	●	●	●	●	●	n.a.	n.a.	n.a.	RVUAT
	PVC-C	●	●	●	●	●	●	●	n.a.	n.a.	n.a.	RVUAC
ASTM series plain female ends	PVC-U tr.	n.a.	n.a.	n.a.	n.a.	n.a.	n.a.	n.a.	n.a.	●	●	RVAT
NPT series unionised threaded female ends	PVC-U tr.	●	●	●	●	●	●	●	n.a.	n.a.	n.a.	RVUNT
	PVC-C	●	●	●	●	●	●	●	n.a.	n.a.	n.a.	RVUNC
NPT series threaded female ends	PVC-U tr.	n.a.	n.a.	n.a.	n.a.	n.a.	n.a.	n.a.	n.a.	●	●	RVNT
FLANGED ISO-DIN	PVC-U	n.a.	●	●	●	●	●	●	●	●	●	RVOV
	PVC-U tr.	n.a.	●	●	●	●	●	●	●	●	●	RVOT
FLANGED ANSI	PVC-U	n.a.	●	●	●	●	●	●	●	●	●	RVOAV
	PVC-U tr.	n.a.	●	●	●	●	●	●	●	●	●	RVOAT
PN [bar]	PVC-U	16	16	16	16	16	16	16	10	6	6	
	PVC-U tr.	16	16	16	16	10	10	10	6	4	4	
	PVC-C	n.a.	16	16	16	16	16	16	n.a.	n.a.	n.a.	
	PP-H	n.a.	10	10	10	10	10	10	6	4	4	
Kv100 [l/min]		22	40	70	103	188	255	410	650	1050	1700	
	Total filtering surface At [cm <sup>2</sup> ]	16	16	23,5	36	53	69	101	197	247	396	

Notes: n.a.= not available, o.r.= on request (not in standard production)

# VV

## DN 10÷50



### Angle Seat Valve

#### Body material

PVC-U

#### Seals materials

EPDM/ PE  
EDPM/ PTFE o.r.  
FPM/ PTFE o.r.

d [mm]		16	20	25	32	40	50	63	
DN [mm]		10	15	20	25	32	40	50	
Size [inches]		3/8"	1/2"	3/4"	1"	1" 1/4	1" 1/2	2"	Type
ISO-DIN metric series unionised plain female ends	PVC-U	●	●	●	●	●	●	●	VVUIV
ISO-DIN metric series plain male ends	PVC-U	●	●	●	●	●	●	●	VVDV
BSP series unionised threaded female ends	PVC-U	●	●	●	●	●	●	●	VVUFV
BS unionised socket welding	PVC-U	o.r.	o.r.	o.r.	o.r.	o.r.	o.r.	o.r.	VVULV
ASTM series unionised plain female ends	PVC-U	o.r.	o.r.	o.r.	o.r.	o.r.	o.r.	o.r.	VVUAV
NPT series unionised threaded female ends	PVC-U	o.r.	o.r.	o.r.	o.r.	o.r.	o.r.	o.r.	VVUNV
Flanged ISO-DIN	PVC-U	n.a.	●	●	●	●	●	●	VVOV
Flanged ANSI	PVC-U	n.a.	●	●	●	●	●	●	VVOAV
PN [bar] 16 bar = 232 psi 10 bar = 150 psi	PVC-U	16	16	16	16	10	10	10	
Kv100 [l/min]		47	110	205	375	560	835	1300	

Notes: n.a.= not available, o.r.= on request (not in standard production)

# VR

## DN 10÷100



### Angle Seat Check Valve

#### Body materials

PVC-U  
PP-H

#### Seals materials

EPDM  
FPM

d [mm]		16	20	25	32	40	50	63	75	90	110	
DN [mm]		10	15	20	25	32	40	50	65	80	100	
R [BSP inches]		3/8"	1/2"	3/4"	1"	1" 1/4	1" 1/2	2"	2" 1/2	3"	4"	Type
ISO-DIN metric series unionised plain female ends	PVC-U	●	●	●	●	●	●	●	n.a.	n.a.	n.a.	VRUIV
	PP-H	●	●	●	●	●	●	●	n.a.	n.a.	n.a.	VRUIM
ISO-DIN metric series plain female ends	PVC-U	n.a.	n.a.	n.a.	n.a.	n.a.	n.a.	n.a.	●	●	●	VRIV
	PP-H	n.a.	n.a.	n.a.	n.a.	n.a.	n.a.	n.a.	●	●	n.a.	VRIM
ISO-DIN metric series plain male ends	PVC-U	●	●	●	●	●	●	●	n.a.	n.a.	n.a.	VRDV
BSP series unionised threaded female ends	PVC-U	●	●	●	●	●	●	●	n.a.	n.a.	n.a.	VRUFV
	PP-H	n.a.	●	●	●	●	●	●	n.a.	n.a.	n.a.	VRUFM
BSP series threaded female ends	PVC-U	n.a.	n.a.	n.a.	n.a.	n.a.	n.a.	n.a.	●	●	●	VRFV
BS unionised socket welding	PVC-U	o.r.	o.r.	o.r.	o.r.	o.r.	o.r.	o.r.	n.a.	n.a.	n.a.	VRULV
ASTM series unionised plain female ends	PVC-U	o.r.	o.r.	o.r.	o.r.	o.r.	o.r.	o.r.	n.a.	n.a.	n.a.	VRUAV
NPT series unionised threaded female ends	PVC-U	o.r.	o.r.	o.r.	o.r.	o.r.	o.r.	o.r.	n.a.	n.a.	n.a.	VRUNV
Flanged ISO-DIN	PVC-U	●	●	●	●	●	●	●	n.a.	n.a.	n.a.	VRUOV
	PVC-U	n.a.	n.a.	n.a.	n.a.	n.a.	n.a.	n.a.	●	●	●	VROV
	PP-H	●	●	●	●	●	●	●	n.a.	n.a.	n.a.	VRUOM
	PP-H	n.a.	n.a.	n.a.	n.a.	n.a.	n.a.	n.a.	●	●	n.a.	VROM
Flanged ANSI	PVC-U	●	●	●	●	●	●	●	n.a.	n.a.	n.a.	VRUOAV
	PVC-U	n.a.	n.a.	n.a.	n.a.	n.a.	n.a.	n.a.	●	●	●	VROAV
	PP-H	●	●	●	●	●	●	●	n.a.	n.a.	n.a.	VRUOAM
	PP-H	n.a.	n.a.	n.a.	n.a.	n.a.	n.a.	n.a.	●	●	n.a.	VROAM
PN [bar] 16 bar = 232 psi 10 bar = 150 psi 6 bar = 87 psi 4 bar = 58 psi	PVC-U	16	16	16	16	16	16	16	10	6	6	
	PP-H	10	10	10	10	10	10	10	6	4		
Kv100 [l/min]		47	110	205	375	560	835	1300	1950	2600	3500	

Notes: n.a.= not available, o.r.= on request (not in standard production)

# VA

## DN 15÷50



d [mm]		20	25	32	40	50	63	
DN [mm]		15	20	25	32	40	50	
R [BSP inches]		1/2"	3/4"	1"	1" 1/4	1" 1/2	2"	Type
ISO-DIN metric series plain male and female ends	PVC-U	•	•	•	•	•	•	VAIV
BSP series threaded female ends	PVC-U	•	•	•	•	•	•	VAFV
PN [bar] 16 bar = 232 psi	PVC-U	16	16	16	16	16	16	

Notes: n.a.= not available, o.r.= on request (not in standard production)



### Air Release Valve

#### Body material

PVC-U

#### Seals material

EPDM+PE

EPDM+PTFE o.r.

FPM+PTFE o.r.

# VZ

## DN 10÷50



d [mm]		16	20	25	32	40	50	63	
DN [mm]		10	15	20	25	32	40	50	
R [BSP inches]		3/8"	1/2"	3/4"	1"	1" 1/4	1" 1/2	2"	Type
ISO-DIN metric series plain male and female ends	PVC-U	●	●	●	●	●	●	●	VZIV
BSP series threaded female ends	PVC-U	n.a.	●	●	●	●	●	●	VZFV
PN [bar] 16 bar = 232 psi	PVC-U	16	16	16	16	16	16	16	
Minimum pressure drop [bar] for piston in the fully open position		0.008	0.008	0.009	0.014	0.017	0.018	0.021	
Minimum back pressure [mm H <sub>2</sub> O] for drop tight service (piston in closed position)		150	150	200	350	350	350	350	

Notes: n.a.= not available, o.r.= on request (not in standard production)



### Foot Valve

#### Body material

PVC-U

#### Seals material

EPDM

#### Accessories

PVC-U Suction strainer (SZIV)

# CR

## DN 40÷300



### Wafer Check Valve

#### Body material

PVC-U

#### Seals material

EPDM

**NOTE:** Other materials and types of Wafer Check Valves can be supplied on request: please ask for type FR.

d [mm]		50	63	75	90	110	140	160	225	280	315	
DN [mm]		40	50	65	80	100	125	150	200	250	300	Type
ISO-DIN	PVC-U	•	•	•	•	•	•	•	•	•	•	CROV
Working Pressure [bar]	PVC-U	5	5	5	5	5	5	5	5	5	5	
Minimum pressure [bar] for opening with upward flow	PVC-U	0,002	0,003	0,003	0,003	0,003	0,003	0,005	0,005	0,008	0,008	
Minimum back pressure [bar] for drop tight service	PVC-U	0,3	0,3	0,3	0,2	0,2	0,2	0,2	0,2	0,2	0,2	
Kv100 [l/min]		370	900	1250	1867	2867	5700	8167	18800	25000	31900	

**Notes:** n.a.= not available, o.r.= on request (not in standard production)

# SV

## DN 15÷25



d [mm]		20	25	32	
DN [mm]		15	20	25	
Size [inches]		1/2"	3/4"	1"	Type
ISO-DIN metric series unionised plain female ends	PVC-U	•	•	•	SVUIV
BSP series unionised threaded female ends	PVC-U	•	•	•	SVUFV
BS unionised socket welding	PVC-U	o.r.	o.r.	o.r.	SVULV
ASTM series unionised plain female ends	PVC-U	o.r.	o.r.	o.r.	SVUAV
NPT series unionised threaded female ends	PVC-U	o.r.	o.r.	o.r.	SVUNV
PN [bar] 16 bar = 232 psi	PVC-U	16	16	16	
Regulation Range [bar]		0.3 ÷ 4			

**Notes:** n.a.= not available, o.r.= on request (not in standard production)

### Angle Seat Pressure Relief Valve

#### Body material

PVC-U

#### Seals materials

EPDM

FPM

# VKD/CE DN 10÷50



## Electrically Actuated 2-Way Ball Valve

### Body materials

PVC-U  
PVC-C  
PP-H  
PVDF

### Ball seats material

PTFE

### Seals material

EPDM  
FPM

d [mm]		16	20	25	32	40	50	63	75	90	110
DN [mm]		10	15	20	25	32	40	50	65	80	100
SIZE [inch]		3/8"	1/2"	3/4"	1"	1" 1/4	1" 1/2	2"	2" 1/2	3"	4"

for materials and sizes available see manual valve VKD

PN [bar] 16 bar = 232 psi 10 bar = 150 psi	PVC-U	16	16	16	16	16	16	10*	16	16	16
	PVC-C	16	16	16	16	16	16	10*	16	16	16
	PP-H	10	10	10	10	10	10	10	10	10	10
	PVDF	16	16	16	16	16	16	10*	16	16	16
Kv100 [l/min]		80	200	385	770	1100	1750	3400	5250	7100	9500

\* on request PN16

Actuator data	DN 50			DN 65-80			DN 100		
	DC	AC/DC	AC	DC	AC/DC	AC	DC	AC/DC	AC
Voltage [V]	12	24	90+240	12	24	90+240	12	24	90+240
Power [W]	15	15	15	45	45	45	45	45	45
Max Working time [s]	11	12	13	12	13	15	22	22	25
Duty rating CEI34	50%	30%	30%	50%	30%	30%	50%	30%	30%
Protection	IP66	IP66	IP66	IP66	IP66	IP66	IP66	IP66	IP66

Temperature	-10°C/+55°C	
Electrical connections	Power supply	DIN 43650 3P+T
	Limit switches	gland ISO M20
Special versions on request	Different working times	
	IP68	
	Duty 50%	
Actuator standard equipment	ATEX II 2 GD EEx d IIB T6	
	Emergency manual override	
	Visual position indicator	
	2 auxiliary and adjustable limit switches	
Actuator accessories	Torque limiter (12V DC)	
	Positioner 4-20 mA or 0-10 V	
	Fail safe security device (NC or NO)	
	Heating resistor	
	Feed back potentiometer 0.1 - 1 - 5 - 10 Kohm	
	4-20 mA position transmitter	
2 additional limit switches		
Torque limiter (24V AC/DC, 90-240 VAC)		



# VKD/CP DN 10÷50



## Pneumatically Actuated 2-Way Ball Valve

### Body materials

PVC-U  
PVC-C  
PP-H  
PVDF

### Ball seats material

PTFE

### Seals materials

EPDM  
FPM

### Working functions

NC Normally Closed  
NO Normally Open  
DA Double acting

d [mm]		16	20	25	32	40	50	63	75	90	110
DN [mm]		10	15	20	25	32	40	50	65	80	100
SIZE [inch]		3/8"	1/2"	3/4"	1"	1" 1/4	1" 1/2	2"	2" 1/2	3"	4"

for materials and sizes available see manual valve VKD

Kv100 [l/min]		80	200	385	770	1100	1750	3400	5250	7100	9500
PN [bar] 16 bar = 232 psi 10 bar = 150 psi	PVC-U	16	16	16	16	16	16	16	10*	10*	10*
	PVC-C	16	16	16	16	16	16	16	10*	10*	10*
	PP-H	10	10	10	10	10	10	10	10	10	10
	PVDF	16	16	16	16	16	16	16	10*	10*	10*
Control pressure [bar]		standard 6									
NAMUR Air Connections	BSP	1/8"	1/8"	1/8"	1/8"	1/4"	1/4"	1/4"	1/4"	1/4"	1/4"
Actuator capacity [NL]	DA	0,18	0,18	0,23	0,23	0,45	0,45	0,45	0,45	0,61	0,98
	NC-NO	0,18	0,18	0,23	0,23	0,45	0,45	0,45	0,61	0,98	1,8

\* on request PN16

### Accessories

#### Position Indicator

Pilot solenoid valve 3-5/2 ways	Voltages AC	230-110-24 V	
	Voltages DC	24 V	
	Protection	IP 65	

#### Limit Switches box

Limit Switches box	Electromechanical	Contact rate	2,5A (24V) - 0,3A (250V)
		Protection	IP 67
	Proximity PNP (3 wires)	Voltage	5-36 V DC
		Current	0-200 mA
		Protection	IP67
	Proximity NAMUR	Voltage	8 V DC
Protection		IP 67	
Safety Class		Ex ia IIC T6	

#### Electropneumatic Positioner

Input signal	4-20 mA
Protection	IP 65

# VKR/CE DN 10÷50



## Electrically Actuated Regulating Ball Valve

### Body materials

PVC-U  
PVC-C  
PP-H  
PVDF

### Ball seats material

PTFE

### Seals material

EPDM  
FPM

d [mm]		16	20	25	32	40	50	63
DN [mm]		10	15	20	25	32	40	50
SIZE [inch]		3/8"	1/2"	3/4"	1"	1" 1/4	1" 1/2	2"

for materials and sizes available see manual valve VKR

PN [bar] 16 bar = 232 psi 10 bar = 150 psi	PVC-U	16	16	16	16	16	16	10*
	PP-H	16	16	16	16	16	16	10*
	PVDF	16	16	16	16	16	16	16
Kv100 [l/min]		83	88	135	256	478	592	1068

\* on request PN16

Actuator data	DN 10-50	
	AC/DC	AC
Voltage [V]	12-48 DC, 24 AC	90÷240
Power [W]	15	15
Max Working time [s]	25	25
Duty rating CEI34	50%	50%
Protection	IP66	IP66

Temperature	-10°C/+55°C	
Electrical connections	Power supply	DIN 43650 3P + T
	Limit switches	gland ISO M20
Special versions on request	IP68	
	ATEX II 2 GD Eex d IIB T6	
Actuator standard equipment	Emergency manual override	
	Visual position indicator	
	2 auxiliary and adjustable limit switches	
	Torque limiter	
Actuator accessories	Heating resistor	
	Positioner 4 - 20 mA or 0 -10 V	
	Fail safe security device (NC or NO)	

# TKD/CE DN 10÷50



## Electrically Actuated 3-Way Ball Valve

### Body materials

PVC-U  
PVC-C  
PP-H

### Ball seats material

PTFE

### Seals materials

EPDM  
FPM

### Functions

L-bore  
T-bore

d [mm]		16	20	25	32	40	50	63
DN [mm]		10	15	20	25	32	40	50
SIZE [inch]		3/8"	1/2"	3/4"	1"	1" 1/4	1" 1/2	2"

for materials and sizes available see manual valve TKD

PN [bar] 16 bar = 232 psi 10 bar = 150 psi	PVC-U	16	16	16	16	16	16	10
	PVC-C	16	16	16	16	16	16	10
	PP-H	10	10	10	10	10	10	10
Kv100 [l/min] with L bore		48	73	150	265	475	620	1220

**Note:** o.r.= on request (not in standard production).

Actuator data	DN 10-50		
	DC	AC/DC	AC
Voltage [V]	12	24	90÷240
Power [W]	15	15	15
Max Working time [s]	11	12	13
Duty rating CEI34	50%	30%	30%
Protection	IP66	IP66	IP66

Temperature	-10°C/+55°C	
Electrical connections	Power supply	DIN 43650 3P+T
	Limit switches	gland ISO M20
Special versions on request	Different working times	
	IP68	
	Duty 50%	
	ATEX II 2 GD EEx d IIB T6	
Actuator standard equipment	Emergency manual override	
	Visual position indicator	
	2 auxiliary and adjustable limit switches	
	Torque limiter (12V DC)	
	Heating resistor (for IP66-IP67)	
Actuator accessories	Positioner 4-20 mA or 0-10 V	
	Fail safe security device (NC or NO)	
	Heating resistor	
	Feed back potentiometer 0.1 - 1 - 5 - 10 Kohm	
	4-20 mA position transmitter	
	2 additional limit switches	
	3rd position 180°	
Torque limiter (24V AC/DC, 90-240 VAC)		

**Note:** o.r.= on request (not in standard production).

# TKD/CP DN 10÷50



## Pneumatically Actuated 3-Way Ball Valve

### Body materials

PVC-U  
PVC-C  
PP-H

### Ball seats material

PTFE

### Seals materials

EPDM  
FPM

### Functions

L-bore  
T-bore

d [mm]		16	20	25	32	40	50	63
DN [mm]		10	15	20	25	32	40	50
SIZE [inch]		3/8"	1/2"	3/4"	1"	1" 1/4	1" 1/2	2"

for materials and sizes available see manual valve TKD

Kv100 [l/min] with L bore		48	73	150	265	475	620	1220
PN [bar] 16 bar = 232 psi 10 bar = 150 psi	PVC-U	16	16	16	16	16	16	16
	PVC-C	16	16	16	16	16	16	16
	PP-H	10	10	10	10	10	10	10
Control pressure [bar]		standard 6						
NAMUR Air Connections	BSP	1/8"	1/8"	1/4"	1/4"	1/4"	1/4"	1/4"
Actuator capacity [NL]	DA	0,23	0,23	0,45	0,45	0,45	0,45	0,61
	NC-NO	0,23	0,23	0,45	0,45	0,45	0,45	0,61

Note: o.r.= on request (not in standard production).

### Accessories

Pilot solenoid valve 3-5/2 ways	Voltages AC	230-110-24 V		
	Voltages DC	24 V		
	Protection	IP 65		
Limit Switches box	Electromechanical	Contact rate	2,5A (24V )-0,3A (250V)	
		Protection	IP 67	
	Proximity PNP (3 wires)	Voltage	5-36 V DC	
		Current	0-200 mA	
		Protection	IP67	
	Proximity NAMUR	Voltage	8 V DC	
Protection		IP 67		
Safety Class		EEx ia IIC T6		
Electropneumatic Positioner	Input signal	4-20 mA		
	Protection	IP 65		

# VXE/CE

## DN 65÷100



### Electrically Actuated 2-Way Ball Valve

#### Body materials

PVC-U  
PVC-C

#### Ball seats material

PTFE

#### Seals material

EPDM  
FPM

d [mm]		75	90	110
DN [mm]		65	80	100
SIZE [inch]		2 1/2"	3"	4"

for materials and sizes available see manual valve VXE

PN [bar] 16 bar = 232 psi 10 bar = 150 psi	PVC-U	5000	7000	9400
	PVC-C	6	6	6
Kv100 [l/min]		5000	7000	9400

\* on request PN16

Actuator data	DN 65			DN 80			DN 100		
	DC	AC/DC	AC	DC	AC/DC	AC	DC	AC/DC	AC
Voltage [V]	*12	24	90+240	*12	24	90+240	*12	24	90+240
Power [W]	15	15	15	15	15	15	15	15	15
Max Working time [s]	12	12	13	11	12	13	11	12	13
Duty rating CEI34	50%	30%	30%	50%	30%	30%	50%	30%	30%
Protection	IP66	IP66	IP66	IP66	IP66	IP66	IP66	IP66	IP66
Frequency		50/60Hz	50/60Hz		50/60Hz	50/60Hz		50/60Hz	50/60Hz

\* on request

Temperature	-10°C/+55°C	
Electrical connections	Power supply	DIN 43650 3P + T
	Limit switches	gland ISO M20
Special versions on request	Different working times	
	IP68	
	Duty 50%	
	ATEX II 2 GD Eex d IIB T6	
Actuator standard equipment	Emergency manual override	
	Visual position indicator	
	2 auxiliary and adjustable limit switches	
	Torque limiter (12V DC) Heating resistor (for 12V DC)	
Actuator accessories	Positioner 4 - 20 mA or 0 - 10 V	
	Fail safe security device (NC or NO)	
	Heating resistor	
	Feed back potentiometer 0.1 - 1 - 5 - 10 Kohm	
	4 - 20 mA position transmitter 2 additional limit switches	

# VXE/CP

## DN 65÷100



### Pneumatically Actuated 2-Way Ball Valve

#### Body materials

PVC-U  
PVC-C

#### Ball seats material

PTFE

#### Seals materials

EPDM  
FPM

#### Working functions

NC Normally Closed  
NO Normally Open  
DA Double acting

d [mm]	75	90	110
DN [mm]	65	80	100
SIZE [inch]	2" 1/2	3"	4"

For materials and sizes available see manual valve VXE

Kv 100 [l/min]		5000	7000	9400
*PN [bar] 6 bar = 87 psi 10 bar = 150 psi	PVC-U	6	6	6
	PVC-C	6	6	6
*PN 10 on request				
Control pressure [bar]		standard 6		
NAMUR Air Connections	BSP	1/4"	1/4"	1/4"
Actuator capacity [NL]	DA	0,45	0,45	
	NC-NO	0,61	0,61	0,61

#### Accessories

##### Position Indicator

Pilot solenoid valve 3-5/2 ways	Voltages AC	230 - 110 - 24 V	
	Voltages DC	24 V	
	Protection	IP 65	

##### Limit Switches box

Limit Switches box	Electromechanical	Contact rate	2,5A (24V) - 0,3A (250V)
		Protection	IP 67
	Proximity PNP (3 wires)	Voltage	5-36 V DC
		Current	0-200 mA
		Protection	box: IP 67
	Proximity NAMUR	Voltage	8 V DC
Protection		IP 67	
Safety Class		Eex ia IIC T6	

##### Electropneumatic Positioner

Input signal	4-20 mA
Protection	IP 65

# FE/CE DN 40÷200



## Electrically Actuated Butterfly Valve

### Body material

PVC-U

### Disc material

PVC-U

### Stem material

Zinc plated steel

### Seals materials

EPDM

FPM

NBR o.r.

d [mm]		50	63	75	90	110	140	160	225
DN [mm]		40	50	65	80	100	125	150	200
SIZE [inch]		1" 1/2	2"	2" 1/2	3"	4"	5"	6"	8"

for materials and sizes available see manual valve FE

PN [bar] 16 bar = 232 psi 10 bar = 150 psi	PVC-U	16	16	10	10	10	10	10	10
Kv100 [l/min]		1000	1285	1700	3550	5900	9850	18700	30500

Actuator data	DN 40-50-65			DN 80-100			DN 125-150		DN 200	
	DC	AC/DC	AC	DC	AC/CD	AC	AC/DC	AC	AC/DC	AC
Voltage [V]	12	24	90÷240	12	24	90÷240	24	90÷240	24	90÷240
Power [W]	15	15	15	45	45	45	85	85	85	85
Max Working time [s]	12	12	13	12	13	15	30	30	50	50
Duty rating CEI34	50%	30%	30%	50%	30%	30%	50%	50%	50%	50%
Protection	IP66	IP66	IP66	IP66	IP66	IP66	IP66	IP66	IP66	IP66

Temperature	-10°C/+55°C		
Electrical connections	(DN40-100)	Power supply	DIN 43650 3P+T
		Limit switches	gland ISO M20
	(DN125-300)	Power supply	gland ISO M20
		Limit switches	gland ISO M20
Special versions on request	Different working times		
	IP68		
	Duty 50%		
Actuator standard equipment	ATEX II 2 GD EEx d IIB T6		
	Emergency manual override		
	Visual position indicator		
	2 auxiliary and adjustable limit switches		
	Torque Limiter (DN125-200)		
Actuator accessories	Heating resistor for (IP66-IP67)		
	Positioner 4-20 mA or 0-10 V		
	Fail safe security device (NC or NO)		
	Heating resistor (DN 40-100)		
	Feed back potentiometer 0.1 - 1 - 5 - 10 Kohm		
	4-20 mA position transmitter		
	2 additional limit switches		

**Note:** o.r.= on request (not in standard production).

# FE/CP DN 40÷200



## Pneumatically Actuated Butterfly Valve

### Body material

PVC-U

### Disc material

PVC-U

### Stem material

Zinc plated steel

### Seals materials

EPDM

FPM

NBR o.r.

### Working functions

NC Normally Closed

NO Normally Open

DA Double acting

**Note:** o.r.= on request (not in standard production).

d [mm]		50	63	75	90	110	140	160	225
DN [mm]		40	50	65	80	100	125	150	200
SIZE [inch]		1" 1/2	2"	2" 1/2	3"	4"	5"	6"	8"

for materials and sizes available see manual valve FE

Kv100 [l/min]		1000	1285	1700	3550	5900	9850	18700	30500
PN [bar] 16 bar = 232 psi 10 bar = 150 psi	PVC-U	16	16	10	10	10	10	10	10
Control pressure [bar]		standard 6							
NAMUR Air Connections	BSP	1/4"	1/4"	1/4"	1/4"	1/4"	1/4"	1/4"	1/4"
Actuator capacity [NL]	DA	0,45	0,45	0,45	0,61	0,98	0,98	1,8	2,8
	NC-NO	0,45	0,61	0,61	0,98	1,8	2,8	2,8	8

### Accessories

#### Position Indicator

Pilot solenoid valve 3-5/2 ways	Voltages AC	230-110-24 V
	Voltages DC	24 V
	Protection	IP 65

#### Limit Switches box

Electromechanical	Contact rate	2,5A (24V )-0,3A (250V)	
	Protection	IP 67	
	Proximity PNP (3 wires)	Voltage	5-36 V DC
		Current	0-200 mA
		Protection	IP67
	Proximity NAMUR	Voltage	8 V DC
Protection		IP 67	
Safety Class		EEx ia IIC T6	

#### Electropneumatic Positioner

Input signal	4-20 mA
Protection	IP 65

**Special version for swimming pool applications available on request**



# FK/CE DN 40÷400



## Electrically Actuated Butterfly Valve

### Body material

PP-GR

### Disc materials

PVC-U  
PVC-C  
PP-H  
PVDF  
ABS

### Stem material

Stainless steel 316

### Seals materials

EPDM  
FPM  
NBR o.r.

d [mm]		50	63	75	90	110	140	160	225	280	315	355	400
DN [mm]		40	50	65	80	100	125	150	200	250	300	350	400
SIZE [inch]		1" 1/2	2"	2" 1/2	3"	4"	5"	6"	8"	10"	12"	14"	16"

for materials and sizes available see manual valve FK

PN [bar] 16 bar = 232 psi 10 bar = 150 psi 8 bar = 116 psi	PVC-U	16	16	10	10	10	10	10	10	10	8	7	6
	PVC-C	16	16	10	10	10	10	10	10	10	8	n. a.	n. a.
	PP-H	10	10	10	10	10	10	10	10	10	8	7	6
	PVDF	16	16	10	10	10	10	10	10	10	8	7	6
PN [bar] Lug version	all mater.	10	10	10	10	10	10	10	10	n.a.	n.a.	n.a.	n.a.
Kv100 [l/min]		1000	1285	1700	3550	5900	9850	18700	30500	53200	81600	94100	124900

Actuator data	DN 40-50-65			DN 80-100			DN 125-150		DN 200		DN 250-400	
	DC	AC/DC	AC	DC	AC/CD	AC	AC/DC	AC	AC/DC	AC	AC/DC	AC
Voltage [V]	12	24	90+240	12	24	90+240	24	90+240	24	90+240	24*	230
Power [W]	15	15	15	45	45	45	85	85	85	85	-	250
Max Working time [s]	12	12	13	12	13	15	30	30	50	50	-	38
Duty rating CEI34	50%	30%	30%	50%	30%	30%	50%	50%	50%	50%	-	50%
Protection	IP66	IP66	IP66	IP66	IP66	IP66	IP68	IP68	IP68	IP68	IP68	IP68

\* on request

Temperature	-10°C/+55°C		
Electrical connections	(DN40-100)	Power supply	DIN 43650 3P+T
		Limit switches	gland ISO M20
	(DN125-300)	Power supply	gland ISO M20
		Limit switches	gland ISO M20
Special versions on request	Different working times		
	IP68		
	Duty 50%		
	ATEX II 2 GD EEx d IIB T6		
Actuator standard equipment	Emergency manual override		
	Visual position indicator		
	2 auxiliary and adjustable limit switches		
	Torque limiter (DN125-300)		
Actuator accessories	Heating resistor for (DN 125 - 300)		
	Positioner 4-20 mA or 0-10 V		
	Fail safe security device (NC or NO)		
	Heating resistor		
	Feed back potentiometer 0.1 - 1 - 5 - 10 Kohm		
	4-20 mA position transmitter		
	2 additional limit switches		

Note: o.r.= on request (not in standard production).

# FK/CP

## DN 40÷400



### Pneumatically Actuated Butterfly Valve

#### Body material

PP-GR

#### Disc materials

PVC-U

PVC-C

PP-H

PVDF

ABS

#### Stem material

Stainless steel 316

#### Seals materials

EPDM

FPM

NBR o.r.

#### Working functions

NC Normally Closed

NO Normally Open

DA Double acting

d [mm]	50	63	75	90	110	140	160	225	280	315	355	400
DN [mm]	40	50	65	80	100	125	150	200	250	300	350	400
SIZE [inch]	1" 1/2	2"	2" 1/2	3"	4"	5"	6"	8"	10"	12"	14"	16"

for materials and sizes available see manual valve FK

Kv100 [l/min]		1000	1285	1700	3550	5900	9850	18700	30500	53200	81600	94100	124900
PN [bar] 16 bar = 232 psi 10 bar = 150 psi 8 bar = 116 psi	PVC-U	16	16	10	10	10	10	10	10	10	8	7	6
	PVC-C	16	16	10	10	10	10	10	10	10	8	n.a.	n.a.
	PP-H	10	10	10	10	10	10	10	10	10	8	7	6
	PVDF	16	16	10	10	10	10	10	10	10	8	7	6
PN [bar] Lug version	all mater.	n.a.	n.a.	10	10	10	10	10	10	6	6	n.a.	n.a.
Control pressure [bar]		standard 6											
NAMUR Air Connections	BSP	1/4"	1/4"	1/4"	1/4"	1/4"	1/4"	1/4"	1/4"	1/4"	1/4"	1/4"-1/2"	1/4"-1/2"
Actuator capacity [NL]	DA	0,45	0,45	0,45	0,61	0,98	0,98	1,8	2,8	4,9	4,9	11,1	11,1
	NC-NO	0,45	0,61	0,61	0,98	1,8	2,8	2,8	8	14,2	14,2	19,2	19,2

Notes: n.a.= not available, o.r.= on request (not in standard production)

#### Accessories

##### Position Indicator

Pilot solenoid valve 3-5/2 ways	Voltages AC	230-110-24 V
	Voltages DC	24 V
	Protection	IP 65

##### Limit Switches box

Limit Switches box	Electromechanical	Contact rate	2,5A (24V )-0,3A (250V)
		Protection	IP 67
	Proximity PNP (3 wires)	Voltage	5-36 V DC
		Current	0-200 mA
		Protection	IP67
	Proximity NAMUR	Voltage	8 V DC
Protection		IP 67	
Safety Class		EEx ia IIC T6	

##### Electropneumatic Positioner

Input signal	4-20 mA
Protection	IP 65

Special version for swimming pool applications available on request

# DK/CP DN 15÷20



## Pneumatically Actuated 2-way Diaphragm Valve

*Diaphragm type actuator*

### Body materials

PVC-U  
PVC-C  
PP-H  
PVDF

### Diaphragm materials

EPDM  
FPM  
PTFE  
NBR o.r.

### O-Ring materials

EPDM  
FPM

### Working functions

NC Normally Closed  
NO Normally Open  
DA Double acting

d [mm]		20	25
DN [mm]		15	20
SIZE [inch]		1/2"	3/4"

For materials and sizes available see manual valve DK

Kv100 [l/min]		112	261
PN [bar] 16 bar = 232 psi 10 bar = 150 psi 8 bar = 116 psi	PVC-U	10	10
	PVC-C	10	10
	PP-H	10	10
	PVDF	10	10
Control pressure [bar]	NC	max 7 (see graph)	
	NO-DA	max 5 (see graph)	
Air Connections	BSP	1/4"	1/4"
Actuator capacity [NL]	NC	0,12	0,12
	NO	0,16	0,16
	DA	0,23	0,23

### Accessories

#### Stroke limiter

#### Stroke limiter with optical position indicator

#### Stroke limiter with optical position indicator and emergency manual override

Pilot solenoid valve 3/2 ways (Direct or gang mounting)	Voltages AC	230 - 110 - 48 - 24 V	
		Voltages DC	110 - 24 - 12 V
	Protection	IP 65	
Limit Switches box	Electromechanical	Contact rate	250 V-5 A
		Protection	IP 65
	Proximity PNP (3 wires)	Voltage	10-30 V DC
		Current	0-100 mA
		Protection	box: IP65
	Proximity NAMUR (2 wires)	Voltage	8 V DC
Protection		box: IP 65	
Electropneumatic Positioner	Input signal	4-20 mA	
	Protection	IP 65	

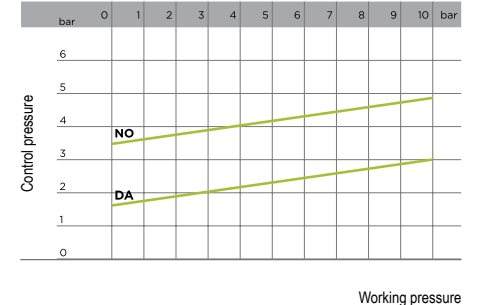
Other special: see Technical Catalogue

Notes: o.r.= on request (not in standard production)

### Control pressure according to working pressure DK/CP NC



### Control pressure according to working pressure DK/CP NO-DA



# DKM/CP DN 25÷65



## Pneumatically Actuated 2-way Diaphragm valve Normally Closed and Normally Open-Double Acting

Diaphragm type actuator

### Body materials

PVC-U  
PVC-C  
PP-H  
PVDF

### Diaphragm materials

EPDM  
FPM  
PTFE  
NBR o.r.

### O-Ring materials

EPDM  
FPM

### Working functions

NC Normally Closed  
NO Normally Open  
DA Double acting

d [mm]		32	40	50	63	75
DN [mm]		25	32	40	50	65
SIZE [inch]		1"	1" 1/4	1" 1/2	2"	2" 1/2

For materials and sizes available see manual valve DK

Kv100 [l/min]		445	550	1087	1648	1600
PN [bar] 16 bar = 232 psi 10 bar = 150 psi 8 bar = 116 psi	PVC-U	10	10	10	10	10
	PVC-C	10	10	10	10	10
	PP-H	10	10	10	10	10
	PVDF	10	10	10	10	10
Control pressure [bar]	NC	max 6 (see graph)				
	NO-DA	max 5 (see graph)				
Air Connections	BSP	1/4"	1/4"	1/4"	1/4"	1/4"
Actuator capacity [NL]	NC	0.16	0.16	0.36	1.15	1.15
	NO	0.13	0.13	0.28	0.50	0.50
	DA	0.13	0.13	0.28	0.50	0.50

### Accessories

Position indicator

Stroke limiter

Stroke limiter with optical position indicator

Stroke limiter with optical position indicator and emergency manual override

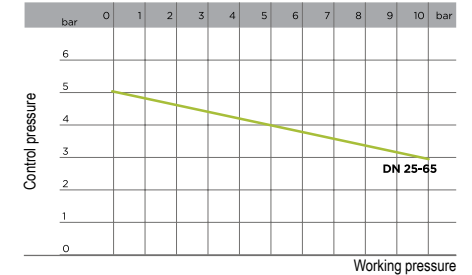
Pilot solenoid valve 3/2 ways (Direct or gang mounting)	Voltages AC	230 - 110 - 48 - 24 V	
	Voltages DC	110 - 24 - 12 V	
	Protection	IP 65	

Limit Switches box	Electromechanical	Contact rate	250 V-5 A
		Protection	IP 65
	Proximity PNP (3 wires)	Voltage	10-30 V DC
		Current	0-100 mA
		Protection	box: IP65
	Proximity NAMUR (2 wires)	Voltage	8 V DC
Protection		box: IP 65	

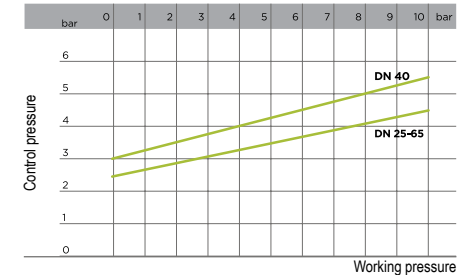
Electropneumatic Positioner	Input signal	4-20 mA
	Protection	IP 65

Other special: see Technical Catalogue

### Control pressure according to working pressure DKM/CP NC



### Control pressure according to working pressure DKM/CP NO-DA



# VM/CP

## DN 80÷100



### Pneumatically Actuated 2-way Diaphragm Valve Normally Closed and Normally Open-Double Acting

*Diaphragm type actuator*

#### Body materials

PVC-U  
PVC-C  
PP-H  
PVDF

#### Diaphragm materials

EPDM  
FPM  
PTFE  
NBR o.r.

#### O-Ring materials

EPDM  
FPM

#### Working functions

NC Normally Closed  
NO Normally Open  
DA Double acting

d [mm]	90	110
DN [mm]	80	100
SIZE [inch]	3"	4"

For materials and sizes available see manual valve VM

Kv100 [l/min]		2000	2700
PN [bar] 16 bar = 232 psi 10 bar = 150 psi 8 bar = 116 psi	PVC-U	6	6
	PVC-C	6	6
	PP-H	6	6
	PVDF	6	6
Control pressure [bar]	NC	max 6 (see graph)	
	NO-DA	max 5 (see graph)	
Air Connections	BSP	1/4"	1/4"
Actuator capacity [NL]	NC	2,10	2,10
	NO-DA	2,20	2,20

#### Accessories

Position indicator

Stroke limiter

Stroke limiter with optical position indicator

Stroke limiter with optical position indicator and emergency manual override

Pilot solenoid valve 3/2 ways <i>(Direct or gang mounting)</i>	Voltages AC	230 - 110 - 48 - 24 V		
	Voltages DC	110 - 24 - 12 V		
	Protection	IP 65		
Limit Switches box	Electromechanical	Contact rate	250 V-5 A	
		Protection	IP 65	
	Proximity PNP (3 wires)	Voltage	10-30 V DC	
		Current	0-100 mA	
		Protection	box: IP65	
	Proximity NAMUR (2 wires)	Voltage	8 V DC	
Protection		box: IP 65		
Electropneumatic Positioner	Input signal	4-20 mA		
	Protection	IP 65		

**Note:** o.r. = on request (not in standard production)

# DKP/CP

## DN 25÷65



### Pneumatically Actuated 2-way diaphragm Valve

*Diaphragm type actuator*

#### Body materials

PVC-U  
PVC-C  
PP-H  
PVDF

#### Diaphragm materials

EPDM  
FPM  
PTFE  
NBR o.r.

#### O-Ring materials

EPDM  
FPM

#### Working functions

NC Normally Closed  
NO Normally Open  
DA Double acting

d [mm]		32	40	50	63	75
DN [mm]		25	32	40	50	65
SIZE [inch]		1"	1" 1/4	1" 1/2	2"	2" 1/2

For materials and sizes available see manual valve DK

Kv100 [l/min]		333	396	869	1359	1320
PN [bar] 16 bar = 232 psi 10 bar = 150 psi 8 bar = 116 psi	PVC-U	10	10	10	10	10
	PP-H	10	10	10	10	10
Control pressure [bar]	NC	max 6 (see graph)				
	NO-DA	max 5 (see graph)				
Air Connections	BSP	1/4"	1/4"	1/4"	1/4"	1/4"
		0.17	0.17	0.31	0.68	0.68
Actuators capacity [NL]	NO	0.19	0.19	0.33	0.79	0.79
	DA	0.20	0.20	0.34	0.80	0.80

#### Accessories

Position Indicator

Stroke limiter

Stroke limiter with optical position indicator

Stroke limiter with optical position indicator and emergency manual override

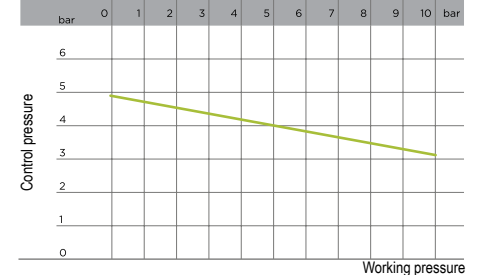
Pilot solenoid valve 3/2 ways (Direct or gang mounting)	Voltages AC	230-110-48-24 V
	Voltages DC	110-24-12 V
	Protection	IP 65

Limit Switches box	Electromechanical	Contact rate	250 V-5 A
		Protection	IP 65
	Proximity PNP (3 wires)	Voltage	10-30 V DC
		Current	0-100 mA
		Protection	box: IP65
	Proximity NAMUR (2 wires)	Voltage	8 V DC
Protection		box: IP 65	

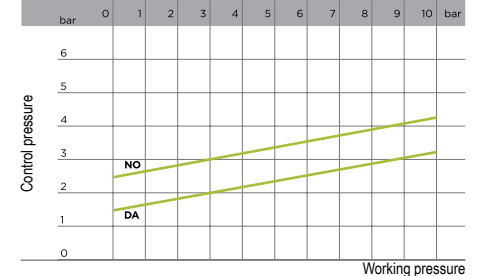
Electropneumatic Positioner	Input signal	4-20 mA
	Protection	IP 65

Other special: see Technical Catalogue

#### Control pressure according to working pressure DKP/CP NC



#### Control pressure according to working pressure DKP/CP NO-DA



# DKD/CP DN 15÷65



d [mm]		20	25	32	40	50	63	75
DN [mm]		15	20	25	32	40	50	65
SIZE [inch]		1/2"	3/4"	1"	1" 1/4	1" 1/2	2"	2" 1/2
Kv100 [l/min]		112	261	445	550	1087	1648	1600
PN [bar] 10 bar = 150 psi	PVC-U	10	10	10	10	10	10	10
Control pressure [bar]	max 10 (see graph)							
Air Connections	BSP	1/4"	1/4"	1/4"	1/4"	1/4"	1/4"	
Actuators capacity [NL]	NO	0.13	0.13	0.28	0.28	0.50	0.50	0.50

Accessories		
Pilot solenoid valve 3/2 ways (Direct or gang mounting)	Voltages AC	230 - 110 - 48 - 24 V
	Voltages DC	110 - 24 - 12 V
	Protection	IP 65

## Direct Action Pneumatically Actuated 2-way Diaphragm Valve

Diaphragm type actuator

### Body materials

PVC-U

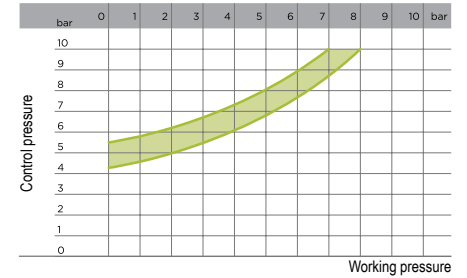
### Diaphragm materials

EPDM  
NBR o.r.

### O-Ring materials

EPDM  
FPM

Control pressure according to working pressure DKD/CP NO



# CM/CP DN 12÷15



## Compact Pneumatically Actuated Diaphragm Valve

*Piston type actuator*

### Body materials

PVC-U  
PVC-C  
PP-H  
PVDF

### Diaphragm materials

EPDM  
FPM  
PTFE  
NBR

### O-Ring materials

EPDM  
FPM

### Working functions

NC Normally Closed  
NO Normally Open  
DA Double acting

d [mm]		16	20
DN [mm]		12	15
SIZE [inch]		3/8"	1/2"

for materials and sizes available see manual valve CM

Kv100 [l/min]		47	58
PN [bar]	PVC-U	6	6
6 bar = 87 psi	PVC-C	6	6
	PP-H	6	6
	PVDF	6	6
Control pressure [bar]		4 - 7 (see graph)	
Air Connections	BSP	1/8"	1/8"
Actuator capacity [NL]		0,027	0,027

### Accessories

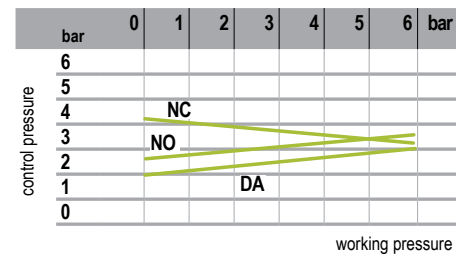
Position Indicator

Stroke limiter

Stroke limiter with optical position indicator

Pilot solenoid valve 3/2 ways (Direct or gang mounting)	Voltages AC	230-110-48-24 V
	Voltages DC	110-24-12 V
	Protection	IP 65

Limit Switches box	Electromechanical	Contact rate	250 V-5 A
		Protection	IP 65
	Proximity NAMUR (2 wires)	Voltage	8 V DC
		Protection	box: IP 65





# S12/S22

## DN 12÷15



### 2-Way Solenoid Valve

#### Body material

PVC-U  
PVC-C o.r.

#### Seals materials

EPDM  
FPM

d [mm]	S12				S22				
	10-16	12-16	12-16		16-20	16-20	20		
DN [mm]	4	6	8		8	10	15		
R [inch]	3/8"	3/8"	3/8"	Type	3/8"-1/2"	3/8"-1/2"	1/2"	Type	
ISO-DIN metric series plain female ends	PVC-U	•	•	•	S12IV	•	•	•	S22IV
BSP series threaded female ends	PVC-U	•	•	•	S12FV	•	•	•	S22FV
BS socket welding	PVC-U	•	•	•	S12LV	•	•	•	S22LV
ASTM series plain female ends	PVC-U	•	•	•	S12AV	•	•	•	S22AV
NPT series threaded female ends	PVC-U	•	•	•	S12NV	•	•	•	S22NV
PN [bar] 6 bar = 87 psi 4 bar = 58 psi 2 bar = 29 psi	PVC-U	6	4	2		6	4	2	
Kv100 [l/min]		6,7	12,1	15,3		27,5	34,2	58,3	
Voltages	a.c. (*)	230 - 110 - 24			50/60 Hz other voltages				
	d.c.	24			other voltages				
Power consumption		10 W				20 W			
Duty		100% ED							
Protection		IP65							

(\*) the coils are RAC (rectifier alternate current): use the plug supplied with the valve, that includes the rectifier.

**Note:** o.r.= on request (not in standard production).

## STANDARD REFERENCES (DIMENSIONS)

	Solvent Welding		Socket Fusion		Threaded couplings	Flanged couplings	Butterfly Valves overall dimensions
		Relevant Pipe Standard		Relevant Pipe Standard			
PVC-U	EN ISO 1452	EN ISO 1452			ISO 228-1	ISO 7005-1	(all materials) EN ISO 1452 EN ISO 15493 DIN 2501 ISO 7005-1 EN 1092-1 ASTM B16.5 Cl.150
	EN ISO 15493	EN ISO 15493			DIN 2999	EN ISO 1452	
	BS 4346-1	DIN 8062			ASTM D 2464	EN ISO 15493	
	DIN 8063	NF T54-016			JIS B 0203	EN 558-1	
	NF T54-028	ASTM D 1785				DIN 2501	
	ASTM D 2467	JIS K 6741				ANSI B.16.5 cl.150	
	JIS K 6743					JIS B 2220	
PVC-C	EN ISO 15493	EN ISO 15493			ISO 228-1	ISO 7005-1	
	ASTM F 439	ASTM F 441			DIN 2999	EN ISO 15493	
					ASTM F437	EN 558-1	
						DIN 2501	
						ANSI B.16.5 cl. 150	
PP-H			EN ISO 15494	EN ISO 15494	ISO 228-1	ISO 7005-1	
					DIN 2999	EN 1092-1	
						EN ISO 15494	
						EN 558-1	
						DIN 2501	
PVDF			EN ISO 10931	ISO 228-1		EN ISO 10931	
				DIN 2999		DIN 2501	
						ISO 7005-1	
						EN 1092-1	
						ASTM B16.5 Cl.150	



**Aliaxis**  
UTILITIES & INDUSTRY

**FIP Formatura Iniezione Polimeri**

Loc. Pian di Parata, 16015 Casella Genova Italy

Tel. +39 010 9621.1

Fax +39 010 9621.209

info.fip@alixis.com

[www.fipnet.com](http://www.fipnet.com)

